



# ShenTRAC Jan. 2007

John Bullington (MS) x62331  
Gail Pietrafesa (EL) x62332  
Adrien Gleason (HS) x62333

[bulljohn@shenet.org](mailto:bulljohn@shenet.org)  
[pietgail@shenet.org](mailto:pietgail@shenet.org)  
[gleadri@shenet.org](mailto:gleadri@shenet.org)

<http://www.shenet.org/district/shentrac/index.htm>

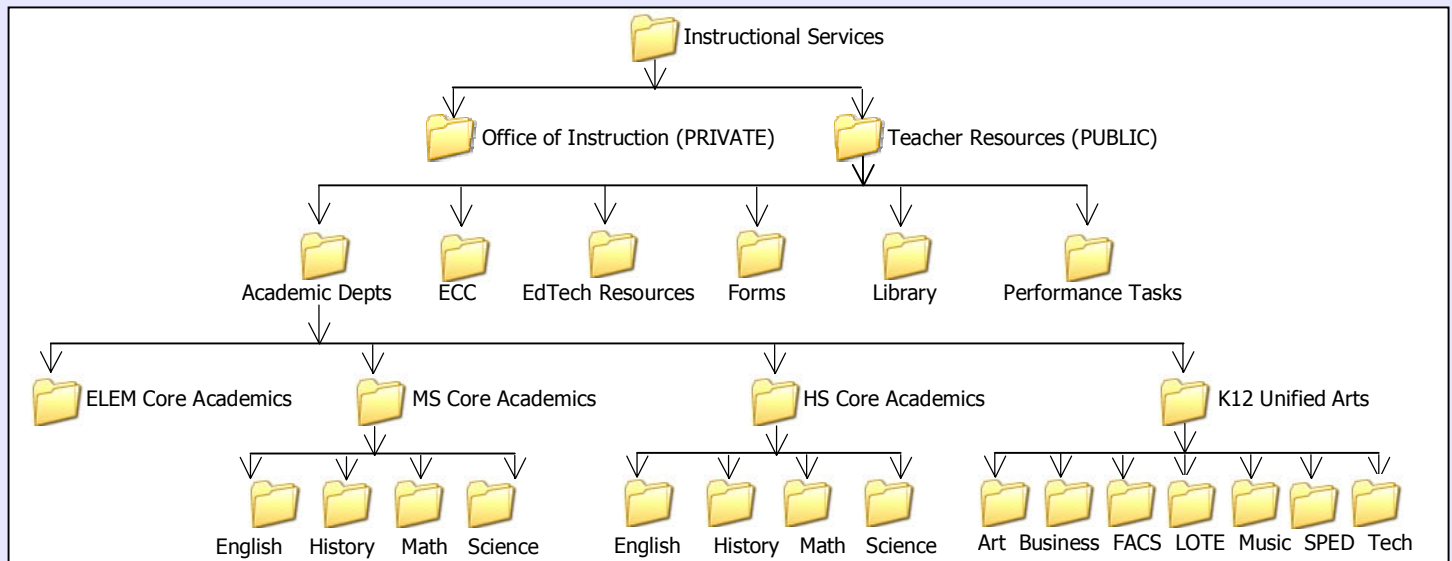
## Table of Contents

- [G Drive Make-Over](#)
- [Technology Integration](#)  
[Spotlight: Linda Weiss](#)
- [Upcoming Training](#)
- [Do Not Upgrade to I.E. 7](#)
- [Worthy Website: BlueZone](#)
- [Tips & Tricks](#)

## The G-Drive's New Year Make-Over!

In the spirit of the season, the G-Drive is undergoing an image transformation. Some of you may have already detected that things have been moving around (seemingly of their own volition). In an effort to better organize the space, Dr. Snyder and the Lead Teachers have been restructuring the folders in this shared space. A schematic is provided below to help minimize the learning curve associated with finding your way around this new layout. The goal is to make the space more user-friendly and unify documents teachers may need into logical folders in the Instructional Services space. For instance, all of the Lead Teachers' help cards and handouts will be

in the **Educational Technology Resources** folder within the **Teacher Resources** folder. Files shared within academic departments will also be in the **Teacher Resources** folder within separate **Academic Dept** folders. The schematic below shows only the uppermost folders (many sub folders may exist within any particular folder). The new structure will hopefully eliminate much of the clutter that has accumulated in the **1---Staff Share---1** folder.



## Upcoming Educational Technology Training

	Date	Time
PowerPoint A to Z	Jan 11	9am-3pm
Building a WebQuest (prerequisite: Website design)	Jan 31	9am-3pm
FrontPage: Website Design for Teachers	Feb 1	9am-3pm
Curriculum Development with Technology	Feb 2	9am-3pm
Video Production	Feb 7	9am-3pm
Organizing your Day with Outlook	Feb 8	8:30am-11am
Developing Content for your school website	Feb 8	12:30pm-3pm
Photoshop: Nuts and Bolts	Feb 13	9am-12pm
FrontPage: Website Design for Teachers	Mar 1	9am-3pm

To register for workshop, obtain prior approval from your school, and fill out the registration form at [www.shenet.org/district/staffdevelopment/SDRegForm.mht](http://www.shenet.org/district/staffdevelopment/SDRegForm.mht) or call Toni Palko, Staff Dev secretary, at x68410.

## Warning! Do NOT upgrade to IE 7!

Please do not upgrade your school computers to Internet Explorer 7. There are currently issues with IE7 and Infinite Campus. You will not be able to login to the IC system using IE7.

We would also suggest not upgrading at home. If you have already upgraded you can use Shen's Remote Access Portal to open IE6 to use with IC.

To access the remote portal see the following help sheet.

[www.shenet.org/district/ShenTRAC/resources/RemoteAccess/RemoteAccess.pdf](http://www.shenet.org/district/ShenTRAC/resources/RemoteAccess/RemoteAccess.pdf)

# TECHNOLOGY INTEGRATION SPOTLIGHT: LINDA WEISS (SPECIAL EDUCATION, CHANGO)



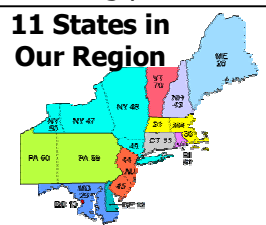
As a special education teacher, Linda Weiss knows that finding the right tools to address students' needs and keeping students motivated and excited about learning are keys to success. In December Linda attended an "Integrating Technology in the 5<sup>th</sup> Grade Classroom" workshop with several of her 5<sup>th</sup> grade colleagues. While exploring a range of technology integration tools and projects, Linda became especially excited about using Windows Movie Maker to help her students create short, narrated "movies" to reinforce and review social studies concepts.

Back in the classroom, her students – who have a variety of learning disabilities and disabilities on the autism spectrum, took pride in creating a multimedia study guide for their unit on the Northeast Region. They quickly learned to insert images representing different locations throughout the region. They also created captions describing aspects of the region and recorded voice-over narrations. The project helped reinforce important vocabulary and increase fluency as the students practiced reciting the narrations over and over until they got it "just right." Linda could not have been more pleased with the success of this project. Her willingness to integrate educational technology to enhance teaching and learning paid off for both her and her students.



**"In the 15 years that I've been teaching here at Shen, this is the very first time I have actually had resource students come to me and say 'When are we doing our next social studies region because we can't wait to create another movie.'"**

**Linda Weiss,  
Special Education  
Teacher, Chango**



5<sup>th</sup> graders in Linda Weiss' class were highly motivated to produce a 2-minute movie describing the Northeast Region.

## WORTHY WEBSITE



Explore. Question. Act.

<http://www.bluezones.com/>

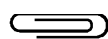
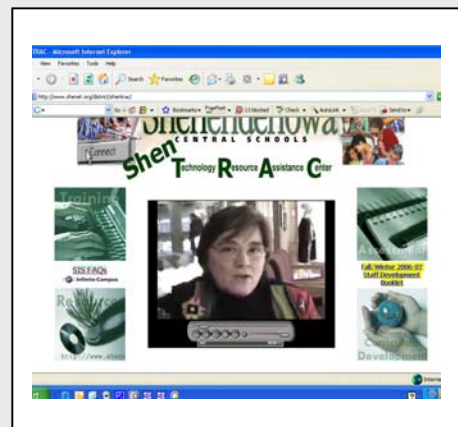
Students and scientists...team up to probe the secrets of longevity. On Jan. 29, students and teachers will be able to follow along as the Quest Network begins Blue Zones Quest, a three-week, inquiry-based, online learning project. Founded by explorer and National Geographic writer Dan Buettner, who has produced more than a dozen interactive expeditions, the Quest Network offers free curricula that cultivate collaboration, problem solving, critical thinking, and communications skills, while meeting state and national standards. The Blue Zone Quests aim to locate areas around the world where people live into advanced age--and explore why. The next Blue Zones Quest will search for clues that explain why people in a remote location in Central America are living longer than anyone else in this hemisphere.

# A HAPPY NEW YEAR

Make a New Year's resolution to take advantage of professional development opportunities and integrate educational technology into your teaching and learning strategies.

Check out the new Educational Technology video, featuring Shen teachers from all over the district, [here](#).

Contact a Lead Teacher if you would like to see your successful technology integration project included on the ShenTRAC web, site, in the ShenTRAC newsletter and/or in a future video.



## Tips & Tricks: Attachments

Did you know that you can attach documents to emails by simply dragging the file into the body of an open email message? Try it! It's fast, fun and free.