

**EMPIRE  
STATE  
AWARD**

**AN ENRICHMENT  
PROJECT**



**NAME** \_\_\_\_\_

**TEACHER** \_\_\_\_\_

Welcome to 4th grade! This is your opportunity to learn a ton about the wonderful state you live in.

This booklet contains 15 tasks to help you learn about NYS. Most of the tasks can be completed in any order. You can work on projects from this booklet at school and at home. This should be an independent project. After you complete a task, show that page to your teacher. If you have correctly completed the task your teacher will sign his/her name on the following page. Be sure to put forth your best effort!

When you correctly complete 5 of the 15 tasks you will have achieved the BRONZE level. After you complete 10 tasks you will advance to the SILVER level. If all 15 tasks are correctly completed by the end of the year you will receive the GOLD level of the Empire State Award.



**Congratulations!**

**You have completed  
your Empire State  
Award Book!**



## Be a Good Citizen

**Task:**

⇒ Participate in a community event (Shenendehowa Board of Education meeting, Town of Clifton Park Board Meeting, etc.) or take part in a community service (charity walk, food drive, etc.) and answer the following questions about your experience

Event: \_\_\_\_\_

Location: \_\_\_\_\_

Parent Signature \_\_\_\_\_

Explain how being a part of this event helps you to be a good citizen.

---



---



---



---



---



---



---



---

## Table of Contents

Task	Date Completed	Teacher Signature
1. Pledge of Allegiance		
2. BIG Map of New York		
3. New York State Flag		
4. New York State Symbols		
5. Read 3 New York State Books		
6. NYS Book Report		
7. Native American Artifact		
8. Explorer Tunes		
9. Dutch Around Town		
10. Colonial Trades		
11. Historical Trip		
12. Erie Canal Salt Map		
13. Capital Comparison		
14. Interview with an Immigrant		
15. Be a Good Citizen		

## Pledge of Allegiance

### Task:

- ⇒ Memorize the pledge and be prepared to recite for your class
- ⇒ Explain the parts of the pledge by filling in the blanks below

"I pledge allegiance to the flag of the United States of America and to the republic for which it stands one nation under God indivisible with liberty and justice for all."

What does it mean to "pledge allegiance to the flag?" \_\_\_\_\_

\_\_\_\_\_

Explain republic. \_\_\_\_\_

\_\_\_\_\_

Explain liberty. \_\_\_\_\_

\_\_\_\_\_

Explain justice. \_\_\_\_\_

\_\_\_\_\_

## Interview with an Immigrant

### Task:

- ⇒ Interview someone (family, friends, neighbors) who has moved to the United States from another country
- ⇒ Develop a list of questions to ask the person, for example find out how the United States is different from the country they used to live in
- ⇒ Share the interview with your class (videotape, audio record, or write the questions and answers)

I will interview \_\_\_\_\_

He/she is from \_\_\_\_\_

## Capital Comparison

**Task:**

⇒ Complete the graphic organizer

Washington D.C.					
Albany					
Location within the state/country					
Date city was founded					
City population					
Date capitol building was built					
Interesting fact					

## BIG Map of New York State (Map of the Month)

**Task:**

⇒ Complete all the directions on the map of NYS that your teacher gives you

⇒ Be sure to neatly label and/or draw the following:

- Borders
- Cities
- Islands
- Mountains
- Bodies of water
- Rivers
- Lakes
- Infrastructure
- Decoration

## New York State Flag

### Task:

- ⇒ Correctly color the NYS flag on the next page
- ⇒ Complete the following questions about the flag

Why is there an eagle on our flag?

---

---

What does *excelsior* mean? \_\_\_\_\_

What do the two women on the flag represent? \_\_\_\_\_ and \_\_\_\_\_

The ships are sailing on the \_\_\_\_\_ River.

There is a crown below the woman on the left. Why? \_\_\_\_\_

---

---

## Erie Canal Salt Map

(complete during or after transportation unit)

### Task:

- ⇒ Make toothpick flags to mark 5 cities and boomtowns that were important along the canal
- ⇒ Use the following recipe to create salt map dough
  - 4 cups flour
  - 2 cups salt
  - 2 cups water
  - 2 tablespoons cream of tartar
  - Mix ingredients until consistency of play dough (add more water if needed)
- ⇒ Make the dough into the shape of New York State on a piece of cardboard
- ⇒ Create the Erie Canal and the Hudson River across the state in your dough map
- ⇒ Place your flags at each city's location
- ⇒ Add color to your map
- ⇒ For more detailed instructions see [www.squidoo.com/salt-dough-maps](http://www.squidoo.com/salt-dough-maps)

## Historical Trip


### Task:

- ⇒ Visit any historical site in New York.  
Some examples are: Saratoga Battlefield, Fort Ticonderoga, Cherry Hill, Schuyler Mansion, Crailo)
- ⇒ Neatly draw and color a detailed picture of the site on a separate sheet of paper
- ⇒ Write a caption under your picture

I visited \_\_\_\_\_

Date \_\_\_\_\_

Parent Signature \_\_\_\_\_



## New York State Symbols

### Task:

- ⇒ Complete the table below about the NYS symbols
- ⇒ Answer the question at the bottom of the page
- ⇒ Neatly draw and color with colored pencils your favorite state symbols on the following page

State Bird	
State Flower	
State Tree	
State Song	
State Fruit	
State Insect	
State Animal	
State Fish	
State Gem	
State Muffin	
State Beverage	

Why were these symbols chosen for NYS?

---

---

---

## Colonial Trades

(complete during or after colonial unit)

### Task:

- ⇒ Choose one of the following colonial trades to research and present
  - Cobbler
  - Blacksmith
  - Tanner
  - Silversmith
  - Cabinetmaker
  - Clockmaker
  - Cooper
  - Barber/wigmaker
  - Tailor
  - Farrier
  - Hatter
  - Shipwright
- ⇒ Create a costume and/or props that represent your trade using materials around your house
- ⇒ On an index card write who you are and explain 3 details about your trade
- ⇒ Be prepared to present to the class wearing your costume
- ⇒ My trade is \_\_\_\_\_

Dutch Around Town  
(complete during or after Dutch unit)

Task:


- ⇒ Find 3 pieces of evidence of Dutch influence in New York State
- ⇒ Take a photograph of each item
- ⇒ Glue the photos on a piece of construction paper
- ⇒ Under each photo write
  - the name of the item
  - where you found it
  - why you chose it

My photos are:

- \_\_\_\_\_
- \_\_\_\_\_
- \_\_\_\_\_

New York State Symbols

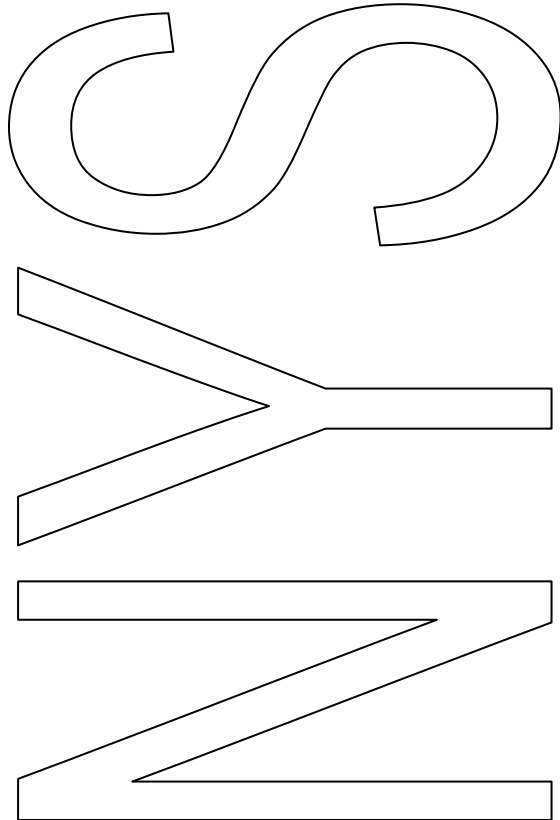
Draw and color your favorite symbol here



## Read 3 NYS Books

### Task:

- ⇒ Choose three books set in New York State (see your teacher or librarian for suggestions)
- ⇒ After you have read the book write the title in one of the letters below
- ⇒ Have your mom or dad sign below the letter to show you have read the book



## Explorer Tunes

(complete during or after explorer unit)

### Task:

- ⇒ Create a jingle, song, or rap to help your class learn about explorers
- ⇒ Explorers to select from:
  - Christopher Columbus
  - Giovanni da Verrazano
  - Jacques Cartier
  - Samuel de Champlain
  - Henry Hudson
- ⇒ You should include at least 3 facts about the explorer(s)
- ⇒ Write your song below and be ready to present it to your class

---

---

---

---

---

---

---

---

---

---

## Native American Artifact

### Task:

- ⇒ Select one of the following items to re-search and construct
  - ◆ Canoe
  - ◆ Longhouse
  - ◆ Wigwam
  - ◆ Basket
  - ◆ Three sisters garden
  - ◆ Clay pot with Native American design
  - ◆ Or idea approved by your teacher
- ⇒ Research what your item looked like
- ⇒ Construct a model using appropriate materials. Be creative!
- ⇒ On an index card explain what your item was used for and who would have used it.
- ⇒ Bring your item to school to share in front of your class.

My artifact is \_\_\_\_\_

## NYS Book Report

### Task:

- ⇒ Read a book set in NYS (see your teacher or librarian for suggestions)
- ⇒ As you read the book be on the lookout for descriptions of the NY setting and mark that page with a Post-It note. A description could be the name of a place (city, river, mountain) in NYS or even features common to NYS (trees, weather, flowers).
- ⇒ When you finish reading the book, chose 5 descriptive quotes that you have marked that reflect the setting of NYS. For example, "I'd been scared for two days- ever since the first blizzard hit the Catskill Mountains." or "I had made my hemlock bed right in the stream valley where the wind drained down from the cold mountaintop."
- ⇒ Neatly copy the quote and underline the words that describe NYS.
- ⇒ There is a blank map of NYS on page 13. Find the location of your story as best you can. Mark it with the symbol of your choice and label it.

Title of your story:

Quote #1:

Quote #2:

Quote #3:

Quote #4:

Quote #5:

