

**EMPIRE
STATE
AWARD**

**AN ENRICHMENT
PROJECT**



NAME _____

TEACHER _____

Welcome to 4th grade! This is your opportunity to learn a ton about the wonderful state you live in.

This booklet contains 15 tasks to help you learn about NYS. Most of the tasks can be completed in any order. You can work on projects from this booklet at school and at home. This should be an independent project. After you complete a task, show that page to your teacher. If you have correctly completed the task your teacher will sign his/her name on the following page. Be sure to put forth your best effort!

When you correctly complete 5 of the 15 tasks you will have achieved the BRONZE level. After you complete 10 tasks you will advance to the SILVER level. If all 15 tasks are correctly completed by the end of the year you will receive the GOLD level of the Empire State Award.



Congratulations!

**You have completed
your Empire State
Award Book!**



Be a Good Citizen

Task:

⇒ Participate in a community event (Shenendehowa Board of Education meeting, Town of Clifton Park Board Meeting, etc.) or take part in a community service (charity walk, food drive, etc.) and answer the following questions about your experience

Event: _____

Location: _____

Parent Signature _____

Explain how being a part of this event helps you to be a good citizen.

Table of Contents

Task	Date Completed	Teacher Signature
1. Pledge of Allegiance		
2. BIG Map of New York		
3. New York State Flag		
4. New York State Symbols		
5. Read 3 New York State Books		
6. NYS Book Report		
7. Native American Artifact		
8. Explorer Tunes		
9. Dutch Around Town		
10. Colonial Trades		
11. Historical Trip		
12. Erie Canal Salt Map		
13. Capital Comparison		
14. Interview with an Immigrant		
15. Be a Good Citizen		

Pledge of Allegiance

Task:

- ⇒ Memorize the pledge and be prepared to recite for your class
- ⇒ Explain the parts of the pledge by filling in the blanks below

"I pledge allegiance to the flag of the United States of America and to the republic for which it stands one nation under God indivisible with liberty and justice for all."

What does it mean to "pledge allegiance to the flag?" _____

Explain republic. _____

Explain liberty. _____

Explain justice. _____

Interview with an Immigrant

Task:

- ⇒ Interview someone (family, friends, neighbors) who has moved to the United States from another country
- ⇒ Develop a list of questions to ask the person, for example find out how the United States is different from the country they used to live in
- ⇒ Share the interview with your class (videotape, audio record, or write the questions and answers)

I will interview _____

He/she is from _____

New York State Flag

Task:

- ⇒ Correctly color the NYS flag on the next page
- ⇒ Complete the following questions about the flag

Why is there an eagle on our flag?

What does *excelsior* mean? _____

What do the two women on the flag represent? _____ and _____

The ships are sailing on the _____ River.

There is a crown below the woman on the left. Why? _____

Erie Canal Salt Map (complete during or after transportation unit)

Task:

- ⇒ Make toothpick flags to mark 5 cities and boomtowns that were important along the canal
- ⇒ Use the following recipe to create salt map dough
 - 4 cups flour
 - 2 cups salt
 - 2 cups water
 - 2 tablespoons cream of tartar
 - Mix ingredients until consistency of play dough (add more water if needed)
- ⇒ Make the dough into the shape of New York State on a piece of cardboard
- ⇒ Create the Erie Canal and the Hudson River across the state in your dough map
- ⇒ Place your flags at each city's location
- ⇒ Add color to your map
- ⇒ For more detailed instructions see www.squidoo.com/salt-dough-maps

Historical Trip


Task:

- ⇒ Visit any historical site in New York.
Some examples are: Saratoga Battlefield, Fort Ticonderoga, Cherry Hill, Schuyler Mansion, Crailo)
- ⇒ Neatly draw and color a detailed picture of the site on a separate sheet of paper
- ⇒ Write a caption under your picture

I visited _____

Date _____

Parent Signature _____



New York State Symbols

Task:

- ⇒ Complete the table below about the NYS symbols
- ⇒ Answer the question at the bottom of the page
- ⇒ Neatly draw and color with colored pencils your favorite state symbols on the following page

State Bird	
State Flower	
State Tree	
State Song	
State Fruit	
State Insect	
State Animal	
State Fish	
State Gem	
State Muffin	
State Beverage	

Why were these symbols chosen for NYS?

Colonial Trades

(complete during or after colonial unit)

Task:

- ⇒ Choose one of the following colonial trades to research and present
 - Cobbler
 - Blacksmith
 - Tanner
 - Silversmith
 - Cabinetmaker
 - Clockmaker
 - Cooper
 - Barber/wigmaker
 - Tailor
 - Farrier
 - Hatter
 - Shipwright
- ⇒ Create a costume and/or props that represent your trade using materials around your house
- ⇒ On an index card write who you are and explain 3 details about your trade
- ⇒ Be prepared to present to the class wearing your costume
- ⇒ My trade is _____

Dutch Around Town
(complete during or after Dutch unit)

Task:


- ⇒ Find 3 pieces of evidence of Dutch influence in New York State
- ⇒ Take a photograph of each item
- ⇒ Glue the photos on a piece of construction paper
- ⇒ Under each photo write
 - the name of the item
 - where you found it
 - why you chose it

My photos are:

- _____
- _____
- _____

New York State Symbols

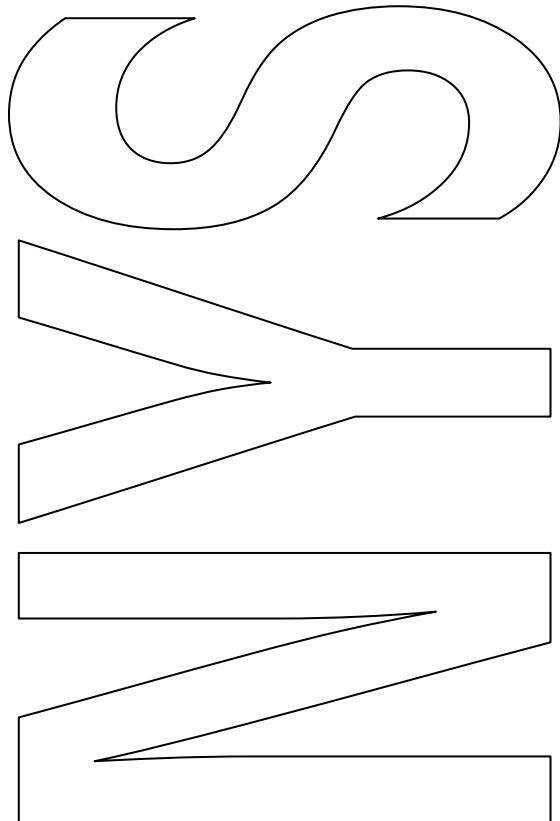
Draw and color your favorite symbol here



Read 3 NYS Books

Task:

- ⇒ Choose three books set in New York State (see your teacher or librarian for suggestions)
- ⇒ After you have read the book write the title in one of the letters below
- ⇒ Have your mom or dad sign below the letter to show you have read the book



Explorer Tunes

(complete during or after explorer unit)

Task:

- ⇒ Create a jingle, song, or rap to help your class learn about explorers
- ⇒ Explorers to select from:
 - Christopher Columbus
 - Giovanni da Verrazano
 - Jacques Cartier
 - Samuel de Champlain
 - Henry Hudson
- ⇒ You should include at least 3 facts about the explorer(s)
- ⇒ Write your song below and be ready to present it to your class

Native American Artifact

Task:

- ⇒ Select one of the following items to research and construct
 - ◆ Canoe
 - ◆ Longhouse
 - ◆ Wigwam
 - ◆ Basket
 - ◆ Three sisters garden
 - ◆ Clay pot with Native American design
 - ◆ Or idea approved by your teacher
- ⇒ Research what your item looked like
- ⇒ Construct a model using appropriate materials. Be creative!
- ⇒ On an index card explain what your item was used for and who would have used it.
- ⇒ Bring your item to school to share in front of your class.

My artifact is _____

NYS Book Report

Task:

- ⇒ Read a book set in NYS (see your teacher or librarian for suggestions)
- ⇒ As you read the book be on the lookout for descriptions of the NY setting and mark that page with a Post-It note. A description could be the name of a place (city, river, mountain) in NYS or even features common to NYS (trees, weather, flowers).
- ⇒ When you finish reading the book, chose 5 descriptive quotes that you have marked that reflect the setting of NYS. For example, "I'd been scared for two days- ever since the first blizzard hit the Catskill Mountains." or "I had made my hemlock bed right in the stream valley where the wind drained down from the cold mountaintop."
- ⇒ Neatly copy the quote and underline the words that describe NYS.
- ⇒ There is a blank map of NYS on page 13. Find the location of your story as best you can. Mark it with the symbol of your choice and label it.

Title of your story:

Quote #1:

Quote #2:

Quote #3:

Quote #4:

Quote #5:

