



Shenendehowa  
*Central Schools*

Homework and Grading Survey  
Aggregate Analysis  
*January 12, 2016*

# Comprehensive Review of Grading and Homework Policies - 2015-16

## Purpose:

- Define philosophy
- Develop essential elements
- Embody best practices based on research



## BOE Policy 7214

*Grading is the measurement of student learning.*



## BOE Policy 8440

*Homework extends student learning by reinforcing content and skills taught in school.*

## Essential Elements

- Feedback to students about learning
- Parental monitoring of learning
- Consistency in grading practices/ weighting of grade components
- Measurement of learning/and growth- not credit for non-academic factors
- Standardization of grading system
- Not used as punitive measure

## Work Completed:

- Researched best instructional practices
- Researched current practices to develop understanding
- Gathered feedback - focus groups with parents/ teachers, administrators student survey

## Essential Elements

- Guidelines for time spent on homework
- Directly related to stated learning objectives
- Short and frequent assignments
- Student able to complete on their own
- Feedback provided to students
- Not used as punitive measure

## Future Steps:

- Feedback - BOE input, survey parents, teachers, administrators and students about essential elements
  - Policy development and revisions (why do we do what we do?)
  - Communication with stakeholders (what needs to be done)
- Professional development to translate policy into action (how do we best do it?)

# Homework and Grading Policy Update

---



## ***Executive Summary and Analysis of Survey Results January 2016***

### **Background**

Shenendehowa is in the process of updating all instructional policies during the 2015-16 school year. A major component of this work is the comprehensive review of the homework and grading policies. The goal is to develop policies that reflect current instructional research and best practices.

### **Research Leading to Philosophy Statements and Essential Elements**

The policy revision process has entailed 1) the review of current research (formal meta-analysis reports) on the topics of homework and grading, 2) the review of books authored by researchers and/or current practitioners on best practices, 3) solicitation of feedback from a wide range of stakeholder groups, and 4) examination of existing policies.

Subsequently, the District developed draft philosophy statements related to homework and grading, as well as a list of essential elements to be contained within the policy and consistently applied within classrooms.

### **Survey Feedback Analysis**

A survey was designed by the District to gauge stakeholder agreement with proposed essential elements that are under consideration for policy recommendations. The survey was intended to serve as an additional source of information giving an early indication of where stakeholders may agree with proposed policy recommendations and where individual stakeholder groups may indicate differences in their agreement.

This executive summary examines the data in aggregate both from the lens of all respondents as well as by individual stakeholder groups. The objective is to identify any potential trends that may inform the development of policy and regulation language as well as guiding continued discussions and professional development opportunities with instructional staff and administrators.

An overview of the survey results revealed varied levels of agreement among respondents (students, parents, instructional staff, non-instructional staff, administrators, or board members). Variations across instructional levels (EL, MS, HS) will need to be further assessed to ensure the appropriateness and applicability of practices stemming from policies and regulations at the various levels.

**A note regarding reading the data:** Respondents were not compelled to answer each question and the sub-questions. Further, respondents were able to answer the question for all of the various levels (K-2, 3-5, 6-8, 9-12) and were only counted once in the Response Count total. Those who did not answer a particular question were not factored into the Response Count. The survey only asked for participants to respond with their agreement.

### Question 1 – Demographic Information

Please tell us your role at Shenendehowa (check all that apply)		
Answer Options	Response Percent	Response Count
Student	31.0%	947
Parent of a Shen student	57.5%	1755
Instructional staff member	11.9%	362
Non-instructional staff member	3.4%	104
Administrator	1.1%	35
Board member	0.2%	7
<b>answered question</b>		<b>3052</b>
<b>skipped question</b>		<b>0</b>

- ✓ Parents represented the greatest number of survey respondents, followed by students and then instructional staff
- ✓ 100% of Board of Education members completed the survey
- ✓ Approximately half of the District instructional staff completed the survey

### Question 2 – Demographic Information

If you are a student or the parent of a Shen student, please tell us gender(s)		
Answer Options	Response Percent	Response Count
Male	46.8%	1241
Female	62.3%	1653
<b>answered question</b>		<b>2652</b>
<b>skipped question</b>		<b>400</b>

- ✓ Survey responses indicate a fairly balanced representation of students by gender, recognizing that 400 respondents skipped this question.

### Question 3 – Demographic Information

If you are a student or a parent of a Shen student, please tell us what grade level(s)?		
Answer Options	Response Percent	Response Count
Gr. K-2	17.7%	472
Gr. 3-5	23.2%	619
Gr. 6-8	40.1%	1069
Gr. 9-12	47.4%	1264
<b>answered question</b>		<b>2666</b>
<b>skipped question</b>		<b>386</b>

- ✓ Responses from students and parents were balanced across the three levels (EL K-2 and 3-5, MS 6-8, HS 9-12). The grade levels (EL K-5, MS 6-8, HS 9-12) were equally represented by parents and/or students. Please note, only secondary students (gr. 6-12) were invited to take the survey.

### Question 4 – Demographic Information

If you are a student or a parent of a Shen student, do you or your child(ren) participate in any special programs listed below?		
Answer Options	Response Percent	Response Count
Special education services	7.6%	200
Academic intervention services	12.2%	321
Honors or accelerated programs (including Advanced Placement, Quest, Critical Inquiry)	52.8%	1391
None of the above	33.6%	886
<b>answered question</b>		<b>2634</b>
<b>skipped question</b>		<b>418</b>

- ✓ A larger percent of respondents indicated an association with honors or accelerated programming
- ✓ The percentage of students receiving special education services in Shen is 11%; whereas 7.6% identified they (as students) or their children (as parents) participate in special education services

## Question 5 – Grading

Recognizing that grading should provide a clear indication of student proficiency, which of these elements should be part of a grading policy for the grade configurations listed below? Check all that you agree with.										
Answer Options	I agree for Gr. K-2	%	I agree for Gr. 3-5	%	I agree for Gr. 6-8	%	I agree for Gr. 9-12	%	Response Count	Aggregate %
There should be consistency in grading practices and weighting of grade components across the same courses (i.e. tests 50%, quizzes 25%, homework 25%)	877	35.90%	1203	49.24%	1680	68.77%	1718	70.32%	2443	80.05%
Students should be provided opportunities to demonstrate mastery to improve a grade	1256	45.97%	1552	56.81%	1956	71.60%	1982	72.55%	2732	89.52%
Grades should be provided in a timely manner	1570	54.46%	1847	64.07%	2164	75.06%	2262	78.46%	2883	94.46%
Grades should help parents monitor their child's progress in school	1606	58.08%	1861	67.31%	2061	74.54%	2043	73.89%	2765	90.60%
Non-academic factors (i.e., effort, conduct, bringing in supplies, have parents sign a document, paying fees on time) should not be included as part of a grade	1207	57.86%	1285	61.60%	1415	67.83%	1487	71.28%	2086	68.35%
Grades should not be used in a punitive manner (i.e. giving a student a zero for talking in class)	1725	64.87%	1838	69.12%	1957	73.60%	1986	74.69%	2659	87.12%
Assigning zeros for late work should be limited	1473	60.84%	1574	65.01%	1664	68.73%	1562	64.52%	2421	79.33%
<i>answered question</i>									3052	
<i>skipped question</i>									0	

Example: For the first sub-question (***consistency in grading practices and weighting of grade components across the same courses***) 2443 respondents indicated agreement with this question in at least one of the levels (K-2, 3-5, 6-8 & 9-12). In this example, 1718 respondents at the 9-12

level agreed whereas only 877 respondents indicated agreement at the K-2 level. The percentage is the number of responses in relationship to the Response Count total for each sub-question (ex. 1718/2443 = 70.32% and 877/2443 = 35.90%).

#### Analysis of the Data:

- ✓ Aggregated responses generally indicate greatest agreement with the following:
  - Grades should be provided in a timely manner
  - Grades should help parents monitor their child's progress in school
  - Students should be provided opportunities to demonstrate mastery to improve a grade
  - Grades should not be used in a punitive manner (i.e. giving a student a zero for talking in class)
- ✓ The rate of agreement varied across levels (i.e., K-2, 9-12) with a greater number of respondents in agreement at the secondary level as compared to the elementary level for questions related to grading. This finding was consistent across all stakeholder groups.

#### Question 6 – Homework

Please select each statement that you agree with by level regarding homework:										
Answer Options	I agree for K-2	%	I agree for Gr. 3-5	%	I agree for Gr. 6-8	%	I agree for Gr. 9-12	%	Response Count	Aggregated %
There should be a 10 minute rule per grade level (maximum) across all subjects:-K-1 maximum is 10 minutes-Gr. 6 max is 60 minutes-Gr. 8 max is 80 minutes-Gr. 12 max is 120 minutes	1443	66.50%	1369	63.09%	1388	63.96%	1249	57.56%	2170	71.10%
Homework should be directly related to learning objectives in the class.	1697	60.69%	1891	67.63%	2055	73.50%	2115	75.64%	2796	91.61%
Short and frequent homework assignments are best.	1568	63.51%	1673	67.76%	1549	62.74%	1427	57.80%	2469	80.90%
Directions should be clear and students should be able to complete their homework on their own.	1522	52.68%	1876	64.94%	2186	75.67%	2260	78.23%	2889	94.66%
Students should receive feedback on their homework.	1635	58.50%	1871	66.94%	2092	74.85%	2106	75.35%	2795	91.58%
It is okay to assign homework over the weekend.	502	26.00%	751	38.89%	1343	69.55%	1539	79.70%	1931	63.27%
It is okay to assign homework over a school break.	410	29.82%	530	38.55%	875	63.64%	1076	78.25%	1375	45.05%
It is okay to assign in-depth projects over a school break.	209	22.02%	293	30.87%	544	57.32%	744	78.40%	949	31.09%
<i>answered question</i>									<b>3052</b>	
<i>skipped question</i>									<b>0</b>	

- ✓ Respondents across all stakeholder groups were most likely to indicate agreement with:
  - Directions should be clear and students should be able to complete their homework on their own.
  - Homework should be directly related to learning objectives in the class.
  - Students should receive feedback on their homework.
- ✓ Respondents across all stakeholder groups were least likely to indicate their agreement with:
  - It is okay to assign in-depth projects over a school break.
  - It is okay to assign homework over a school break.
- ✓ More respondents indicated agreement with the ten minute per grade level guideline at the lower elementary level as compared to the high school level.

### Question 7 – Homework

Recognizing that homework extends student learning, which of these practices should be used as guidelines for a policy/regulation?		
Answer Options	Response Percent	Response Count
Set a maximum amount of time for each assignment and do not penalize students if it is not completed in that time.	36.0%	1099
Make sure students understand the homework.	92.3%	2817
Make sure students write down the homework assignment.	57.7%	1762
Make assignments accessible online.	76.3%	2329
Give parents guidance on how to help with homework.	56.7%	1732
Do not grade homework, instead provide extra credit for completed assignments.	28.1%	857
Limit the use of zeros as a grade for incomplete work.	58.7%	1791
	<b>answered question</b>	<b>3052</b>
	<b>skipped question</b>	<b>0</b>

- ✓ **Make sure students understand the homework** had the greatest number of respondents indicating their agreement across all stakeholder groups.
- ✓ Students and parents were more likely to agree that **assignments should be accessible online** than instructional staff. However, a large percentage of all respondents saw this as an important component.



## Question 8 – Open Responses

Please let us know if there are any factors that you believe should be included in a grading and homework policy that have not been addressed in the questions above. Please be specific.

Answer Options	Response Count
	1225
<i>answered question</i>	<b>1225</b>
<i>skipped question</i>	<b>1827</b>

- ✓ 1225 respondents provided additional feedback.
- ✓ The greatest number of responses focused on the quantity of homework students currently receive, indicating it is too much, causing stress, interrupting family time, and discouraging students from involvement in other activities due to lack of time.
- ✓ As this sentiment was expressed most frequently in the open-ended responses, a few quotes were selected from different levels to share individual perspectives:
  - We spend over 3 hours on homework... some nights it is 9:30 and we still aren't finished so my 6<sup>th</sup> grader will ask me to wake her up early the next morning so she can study or practice her violin that she didn't have time to do. I'm close to having her quit violin because she doesn't have the time. It's frustrating and homework time is very stressful for all of us.
  - I do not agree with the 10 minute rule on homework. Those rules are okay for weekends or once/twice a week, but 60 minutes of homework EVERY night for a 6<sup>th</sup> grader or 120 for a 12<sup>th</sup> grader is too much.
  - Homework has become excessive. Teachers have lost sight of the fact that these are children, with lives outside of the classroom. I believe that the integration of student results with teacher evaluation has fueled this.
  - As a teacher in this district with 2 students in high school the amount of homework nightly is absolutely outrageous in high school.
  - Homework is an essential component of education, but when my 6<sup>th</sup> and 11<sup>th</sup> grade students must spend 2-3 hours NIGHTLY with homework assignments, the assignments become punitive.
  - My son doing 2 hrs. to 3hrs of homework each night is not acceptable.
  - I'm a 12<sup>th</sup> grader who has approximately 4 hours of homework a night. I believe that homework especially for seniors should be limited because of college apps and scholarship opportunities. It's ridiculous to expect me to complete 6-7 early action applications, plus writing scholarship essays, spending time in after school curricular clubs (which the school highly encourages us to do), and completing almost a full day's worth of homework. I have absolutely no free time, and in no way is this preparing me for my four courses a semester in college that won't even meet every day.

### **Additional common themes related to homework:**

- ✓ Projects and homework should not be given over breaks. Students need a break too.
- ✓ Parents struggle to help their children with homework, especially in math. Online resources, textbooks, teacher-created videos, and/or teacher-created examples are very helpful.
- ✓ Late work should be accepted (possibly with a penalty), but not a zero.
- ✓ Homework should be given over a multiple day window so students are able to balance demands on their time. This would address having too much homework on nights they need to be studying for another subject.
- ✓ Different types of learners require varying amounts of time to complete tasks so it is difficult to assign specific time guidelines.
- ✓ Homework should not be given, particularly at the younger grades and there is research to support this.
- ✓ Students in multiple Advanced Placement courses may need to have more than two hours of homework each night.
- ✓ Course content should be taught prior to giving students homework on the topic.

### **Additional common themes related to grading:**

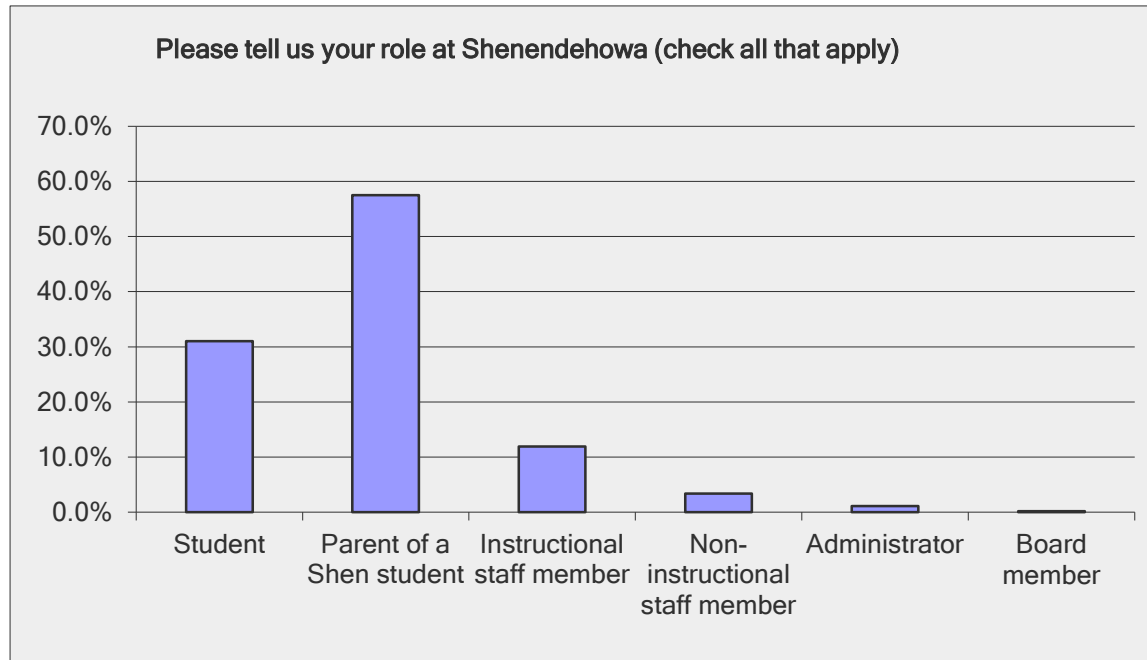
- ✓ Grades should be posted in the portal in a timely manner so students and parents can monitor progress.
- ✓ Homework should not be factored into the grading of students (or have minimal impact).
- ✓ There is too much emphasis on test performance and homework should count more heavily to compensate for students who work hard.
- ✓ Feedback, beyond just the grade, should be provided to students when they complete a project or writing assignment.
- ✓ Effort should be part of grading, but the other factors listed in the survey such as paying fees should not impact grading.
- ✓ Students should be allowed to complete test corrections and/or retake assessments.
- ✓ Please provide options for extra credit.

### **Next Steps in Developing Policy Recommendations:**

Proposed philosophy statements and essential elements for the both the homework and grading policies will be reviewed with continued examination of educational research and consideration given to survey data. Professional development sessions will be planned for the remainder of the 2015-16 school year. The goal is to have policy recommendations for the Board of Education in the spring of 2016. This is a learning experience for students, parents and staff alike, hence once policies and regulations are revised, a very deliberate approach shall be exercised to ensure implementation with fidelity.

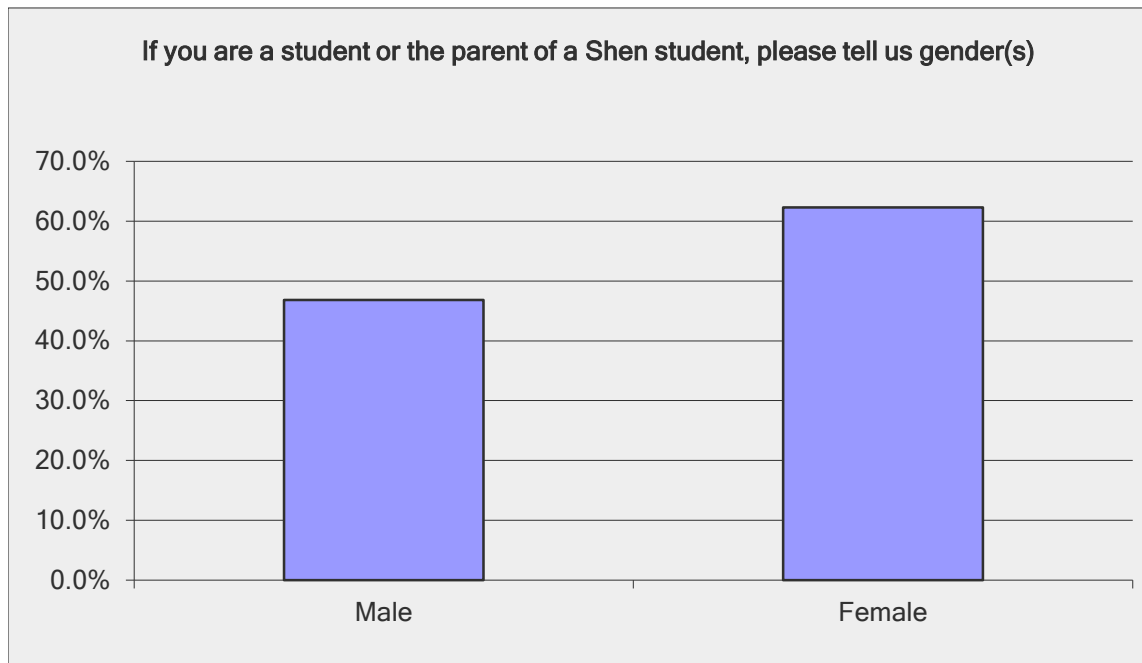
## Shenendehowa Grading and Homework Policies: Question 1

Please tell us your role at Shenendehowa (check all that apply)		
Answer Options	Response Percent	Response Count
Student	31.0%	947
Parent of a Shen student	57.5%	1755
Instructional staff member	11.9%	362
Non-instructional staff member	3.4%	104
Administrator	1.1%	35
Board member	0.2%	7
<i>answered question</i>		<b>3052</b>
<i>skipped question</i>		<b>0</b>



## Shenendehowa Grading and Homework Policies: Question 2

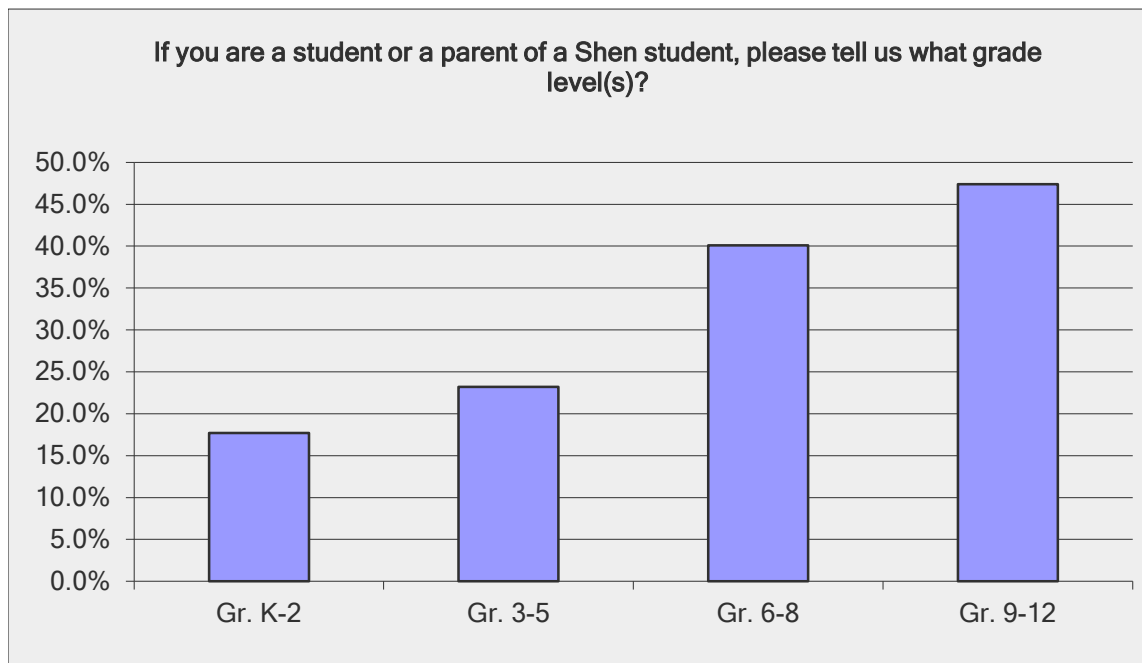
If you are a student or the parent of a Shen student, please tell us gender(s)		
Answer Options	Response Percent	Response Count
Male	46.8%	1241
Female	62.3%	1653
<i>answered question</i>		<b>2652</b>
<i>skipped question</i>		<b>400</b>



### Shenendehowa Grading and Homework Policies: Question 3

If you are a student or a parent of a Shen student, please tell us what grade level(s)?

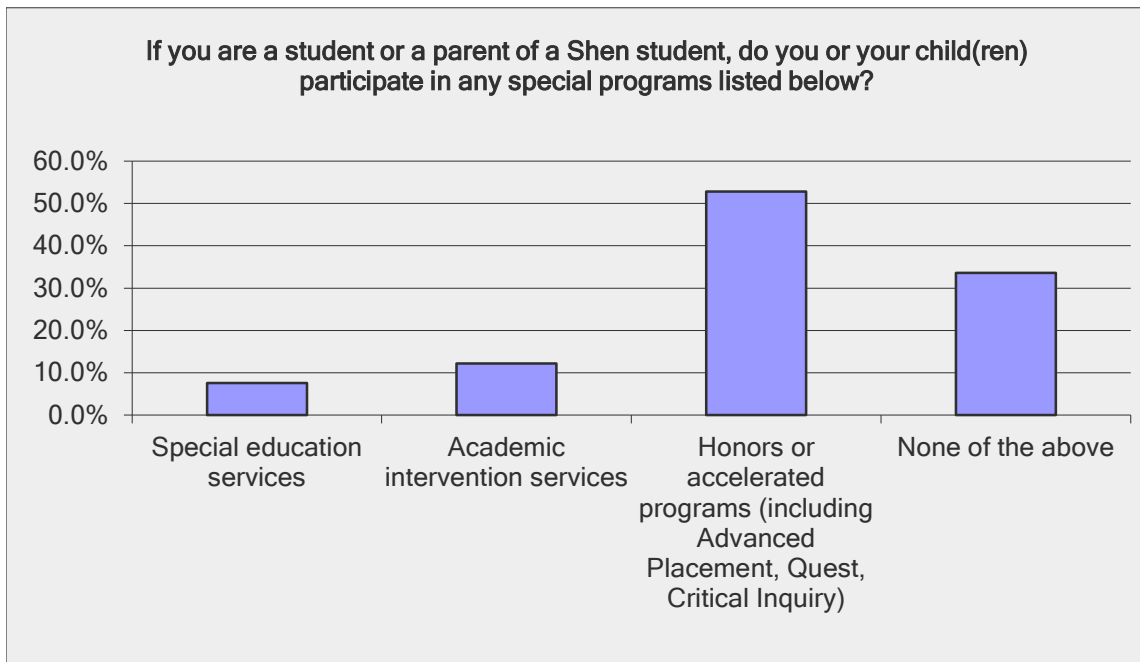
Answer Options	Response Percent	Response Count
Gr. K-2	17.7%	472
Gr. 3-5	23.2%	619
Gr. 6-8	40.1%	1069
Gr. 9-12	47.4%	1264
<i>answered question</i>		<b>2666</b>
<i>skipped question</i>		<b>386</b>



## Shenendehowa Grading and Homework Policies: Question 4

If you are a student or a parent of a Shen student, do you or your child(ren) participate in any special programs listed below?

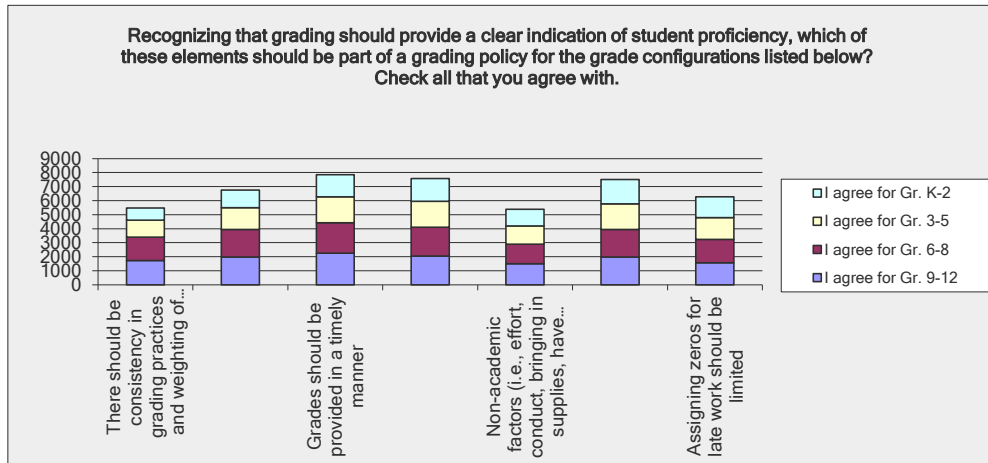
Answer Options	Response Percent	Response Count
Special education services	7.6%	200
Academic intervention services	12.2%	321
Honors or accelerated programs (including Advanced Placement, Quest, Critical Inquiry)	52.8%	1391
None of the above	33.6%	886
<i>answered question</i>		<b>2634</b>
<i>skipped question</i>		<b>418</b>



### Shenendehowa Grading and Homework Policies: Question 5- Grading

Recognizing that grading should provide a clear indication of student proficiency, which of these elements should be part of a grading policy for the grade configurations listed below? Check all that you agree with.

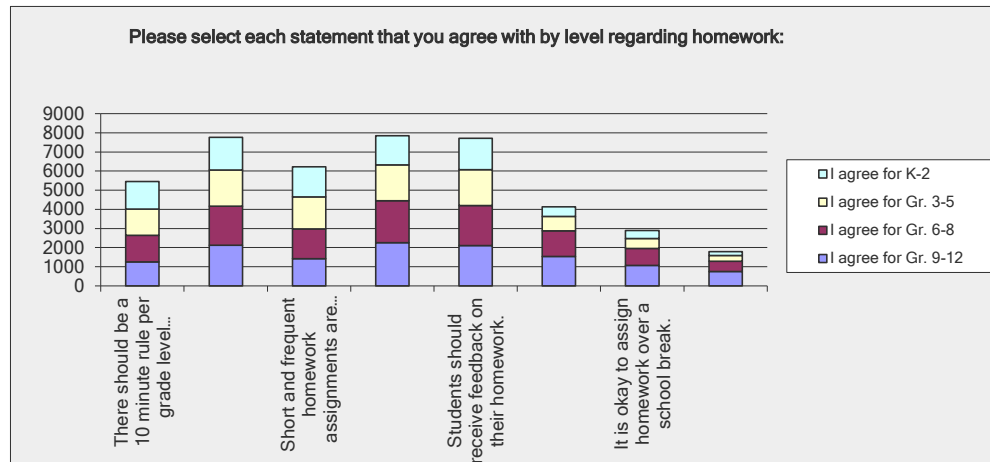
Answer Options	I agree for Gr. K-2	%	I agree for Gr. 3-5	%	I agree for Gr. 6-8	%	I agree for Gr. 9-12	%	Response Count	%
There should be consistency in grading practices and	877	35.90%	1203	49.24%	1680	68.77%	1718	70.32%	2443	80.05%
Students should be provided opportunities to	1256	45.97%	1552	56.81%	1956	71.60%	1982	72.55%	2732	89.52%
Grades should be provided in a timely manner	1570	54.46%	1847	64.07%	2164	75.06%	2262	78.46%	2883	94.46%
Grades should help parents monitor their child's progress	1606	58.08%	1861	67.31%	2061	74.54%	2043	73.89%	2765	90.60%
Non-academic factors (i.e., effort, conduct, bringing in	1207	57.86%	1285	61.60%	1415	67.83%	1487	71.28%	2086	68.35%
Grades should not be used in a punitive manner (i.e.	1725	64.87%	1838	69.12%	1957	73.60%	1986	74.69%	2659	87.12%
Assigning zeros for late work should be limited	1473	60.84%	1574	65.01%	1664	68.73%	1562	64.52%	2421	79.33%
									<b>answered question</b>	<b>3052</b>
									<b>skipped question</b>	<b>0</b>



## Shenendehowa Grading and Homework Policies: Question 6- Homework

Please select each statement that you agree with by level regarding homework:

Answer Options	I agree for K-2	%	I agree for Gr. 3-5	%	I agree for Gr. 6-8	%	I agree for Gr. 9-12	%	Response Count	%
There should be a 10 minute rule per grade	1443	66.50%	1369	63.09%	1388	63.96%	1249	57.56%	2170	71.10%
Homework should be directly related to learning	1697	60.69%	1891	67.63%	2055	73.50%	2115	75.64%	2796	91.61%
Short and frequent homework assignments are best.	1568	63.51%	1673	67.76%	1549	62.74%	1427	57.80%	2469	80.90%
Directions should be clear and students should be able to	1522	52.68%	1876	64.94%	2186	75.67%	2260	78.23%	2889	94.66%
Students should receive feedback on their homework.	1635	58.50%	1871	66.94%	2092	74.85%	2106	75.35%	2795	91.58%
It is okay to assign homework over the weekend.	502	26.00%	751	38.89%	1343	69.55%	1539	79.70%	1931	63.27%
It is okay to assign homework over a school break.	410	29.82%	530	38.55%	875	63.64%	1076	78.25%	1375	45.05%
It is okay to assign in-depth projects over a school break.	209	22.02%	293	30.87%	544	57.32%	744	78.40%	949	31.09%
									<b>answered question</b>	<b>3052</b>
									<b>skipped question</b>	<b>0</b>

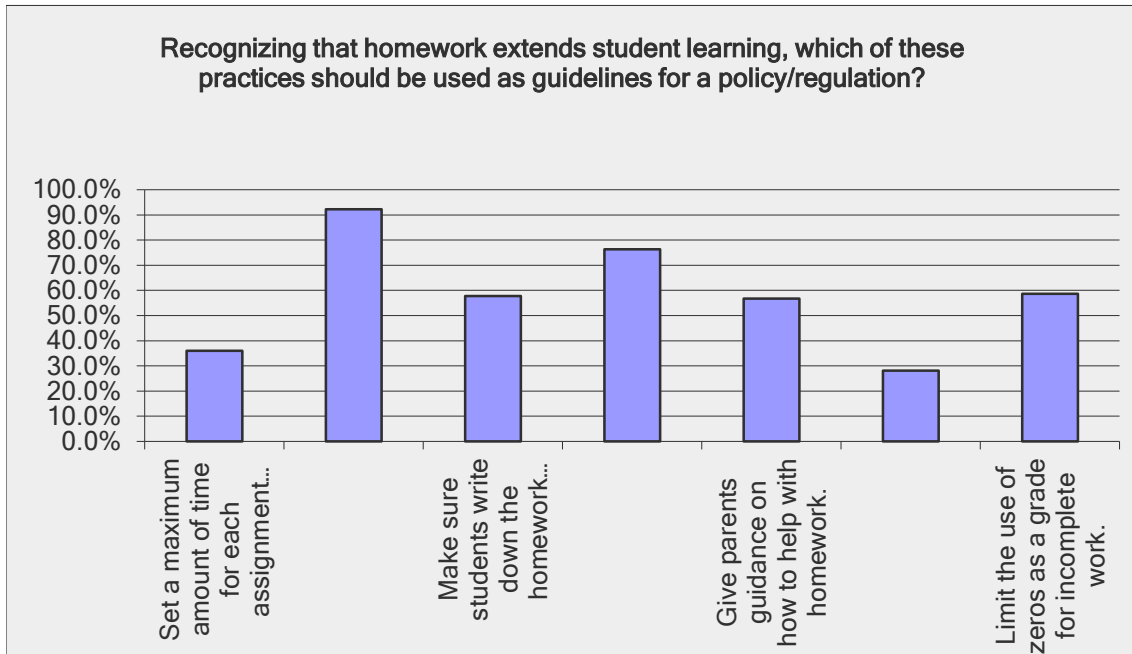




## Shenendehowa Grading and Homework Policies: Question 7- Homework

Recognizing that homework extends student learning, which of these practices should be used as guidelines for a policy/regulation?

Answer Options	Response Percent	Response Count
Set a maximum amount of time for each assignment	36.0%	1099
<b>Make sure students understand the homework.</b>	<b>92.3%</b>	2817
Make sure students write down the homework	57.7%	1762
Make assignments accessible online.	76.3%	2329
Give parents guidance on how to help with homework.	56.7%	1732
Do not grade homework, instead provide extra credit for	28.1%	857
Limit the use of zeros as a grade for incomplete work.	58.7%	1791
<i>answered question</i>		<b>3052</b>
<i>skipped question</i>		<b>0</b>



## Shenendehowa Grading and Homework Policies: Question 8- Open Responses

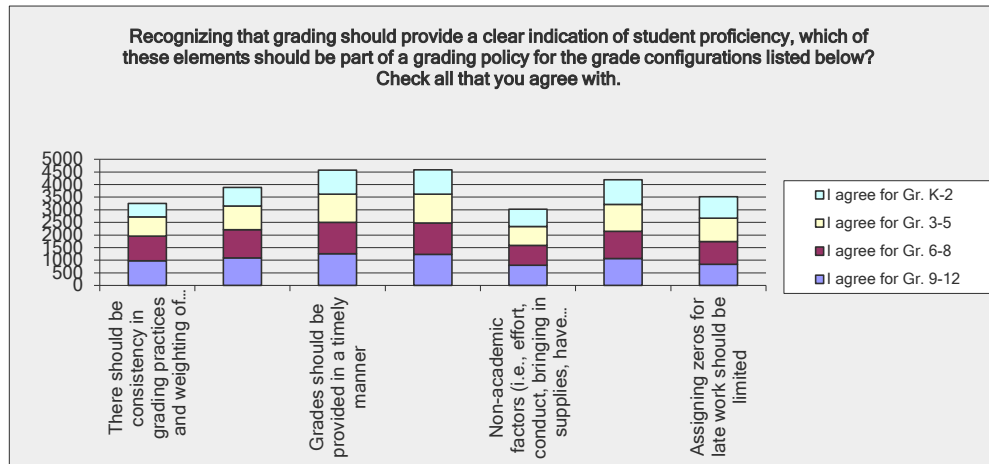
Please let us know if there are any factors that you believe should be included in a grading and homework policy that have not been

Answer Options	Response Count
	1225
<i>answered question</i>	1225
<i>skipped question</i>	1827

**PARENTS: Question 5- Grading**

Recognizing that grading should provide a clear indication of student proficiency, which of these elements should be part of a grading policy for the grade configurations listed below? Check all that you agree with.

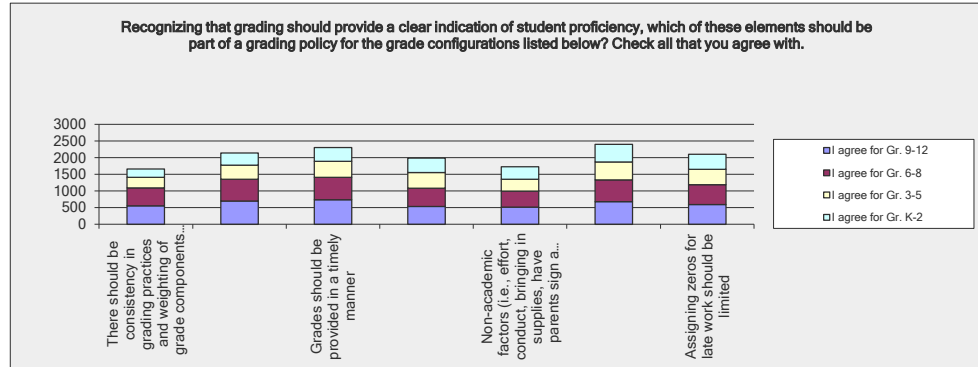
Answer Options	I agree for Gr. K-2	%	I agree for Gr. 3-5	%	I agree for Gr. 6-8	%	I agree for Gr. 9-12	%	Response Count	%
There should be consistency in grading practices and	536	37.25%	753	52.33%	981	68.17%	982	68.24%	1439	81.99%
Students should be provided opportunities to	743	46.24%	944	58.74%	1107	68.89%	1098	68.33%	1607	91.57%
Grades should be provided in a timely manner	950	55.85%	1123	66.02%	1244	73.13%	1253	73.66%	1701	96.92%
Grades should help parents monitor their child's progress	961	56.33%	1137	66.65%	1247	73.09%	1236	72.45%	1706	97.21%
Non-academic factors (i.e., effort, conduct, bringing in	680	57.34%	758	63.91%	778	65.60%	808	68.13%	1186	67.58%
Grades should not be used in a punitive manner (i.e.	978	64.01%	1066	69.76%	1078	70.55%	1070	70.03%	1528	87.07%
Assigning zeros for late work should be limited	848	60.92%	926	66.52%	912	65.52%	835	59.99%	1392	79.32%
									<i>answered question</i>	1755
									<i>skipped question</i>	0



**STUDENTS: Question 5- Grading**

Recognizing that grading should provide a clear indication of student proficiency, which of these elements should be part of a grading policy for the grade configurations listed below? Check all that you agree with.

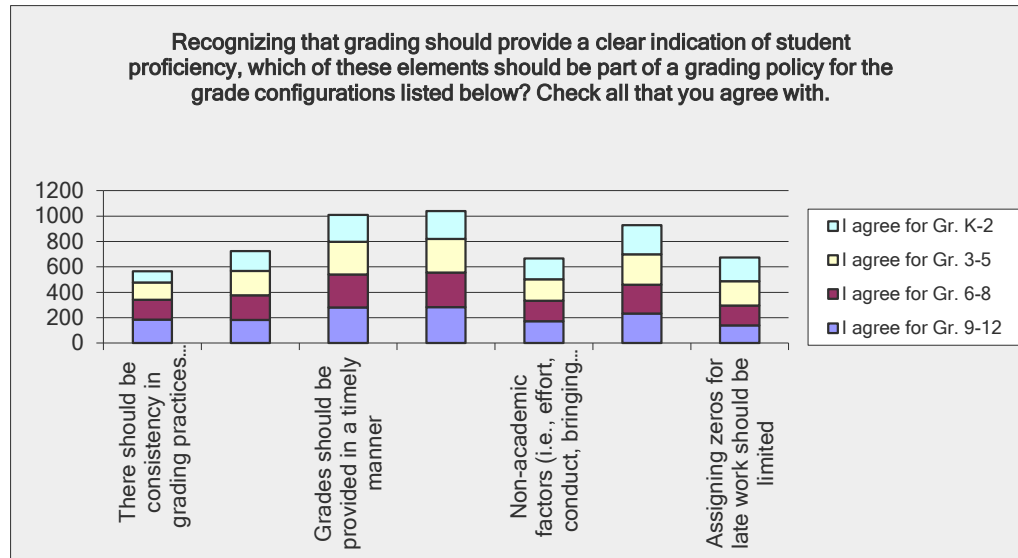
Answer Options	I agree for Gr. K-2	%	I agree for Gr. 3-5	%	I agree for Gr. 6-8	%	I agree for Gr. 9-12	%	Response Count	%
There should be consistency in grading practices and weighting of grade	249	32.38%	319	41.48%	539	70.09%	556	72.30%	769	81.20%
Students should be provided opportunities to demonstrate mastery to	360	41.28%	425	48.74%	654	75.00%	701	80.39%	872	92.08%
Grades should be provided in a timely manner	416	48.09%	478	55.26%	672	77.69%	741	85.66%	865	91.34%
Grades should help parents monitor their child's progress in school	431	58.32%	472	63.87%	552	74.70%	536	72.53%	739	78.04%
Non-academic factors (i.e., effort, conduct, bringing in supplies, have	370	54.49%	363	53.46%	481	70.84%	513	75.55%	679	71.70%
Grades should not be used in a punitive manner (i.e. giving a student a	526	62.47%	539	64.01%	654	77.67%	686	81.47%	842	88.91%
Assigning zeros for late work should be limited	451	55.89%	467	57.87%	596	73.85%	591	73.23%	807	85.22%
									<i>answered question</i>	<b>947</b>
									<i>skipped question</i>	<b>0</b>



## INSTRUCTIONAL STAFF: Question 5- Grading

Recognizing that grading should provide a clear indication of student proficiency, which of these elements should be part of a grading policy for the grade configurations

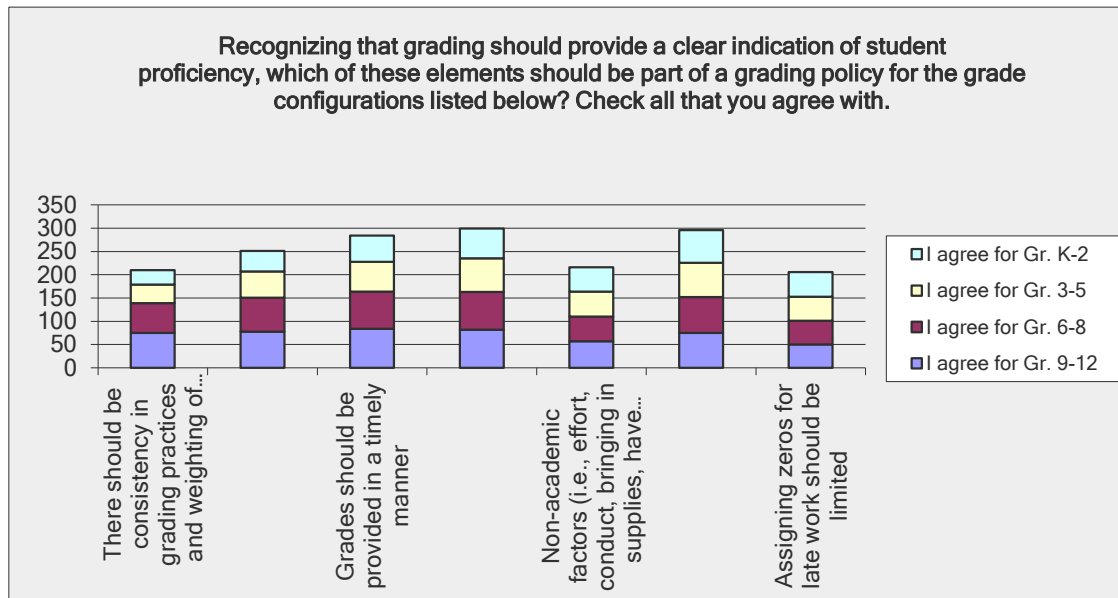
Answer Options	I agree for Gr. K-2		I agree for Gr. 3-5		I agree for Gr. 6-8		I agree for Gr. 9-12		Response Count	%
		%		%		%		%		
There should be consistency in grading practices and weighting of grade	89	37.55%	135	56.96%	158	66.67%	184	77.64%	237	65.47%
Students should be provided opportunities to demonstrate mastery to	156	60.47%	192	74.42%	195	75.58%	181	70.16%	258	71.27%
Grades should be provided in a timely manner	211	63.55%	258	77.71%	259	78.01%	281	84.64%	332	91.71%
Grades should help parents monitor their child's progress in school	221	65.97%	265	79.10%	272	81.19%	282	84.18%	335	92.54%
Non-academic factors (i.e., effort, conduct, bringing in supplies, have	164	71.30%	170	73.91%	160	69.57%	173	75.22%	230	63.54%
Grades should not be used in a punitive manner (i.e. giving a student a	230	76.67%	240	80.00%	226	75.33%	233	77.67%	300	82.87%
Assigning zeros for late work should be limited	185	76.76%	193	80.08%	155	64.32%	140	58.09%	241	66.57%
<i>answered question</i>									362	
<i>skipped question</i>									0	



## NONINSTRUCTIONAL STAFF: Question 5- Grading

Recognizing that grading should provide a clear indication of student proficiency, which of these elements should be part of a grading policy

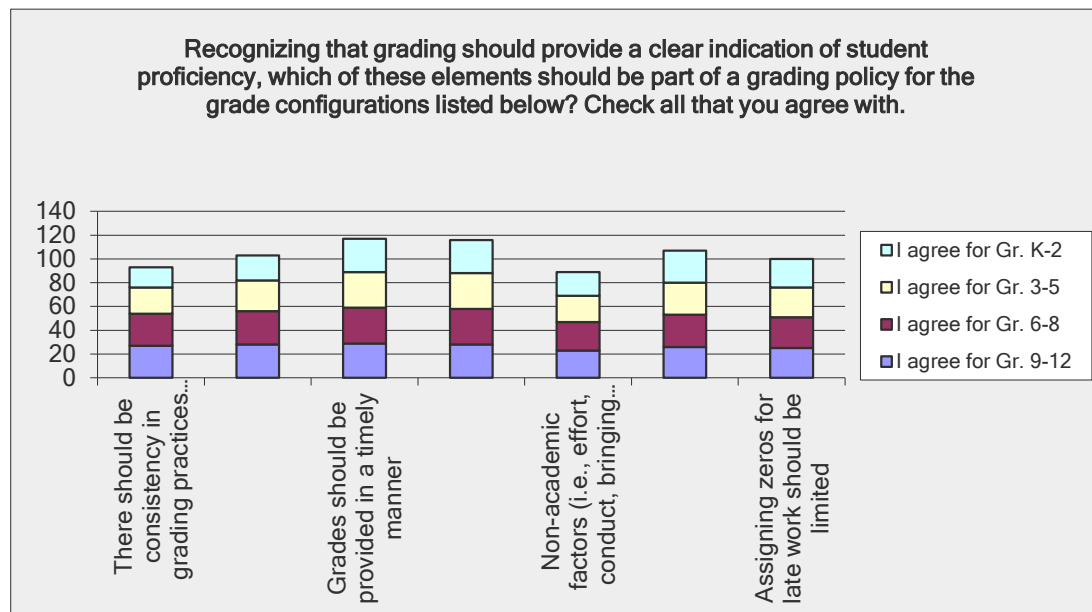
Answer Options	I agree for Gr. K-2	%	I agree for Gr. 3-5	%	I agree for Gr. 6-8	%	I agree for Gr. 9-12	%	Response Count	%
There should be consistency in grading practices	31	35.23%	40	45.45%	64	72.73%	75	85.23%	88	84.62%
Students should be provided opportunities to	44	48.35%	56	61.54%	73	80.22%	78	85.71%	91	87.50%
Grades should be provided in a timely manner	56	58.33%	64	66.67%	80	83.33%	84	87.50%	96	92.31%
Grades should help parents monitor their	64	66.67%	72	75.00%	81	84.38%	82	85.42%	96	92.31%
Non-academic factors (i.e., effort, conduct, bringing	52	72.22%	54	75.00%	53	73.61%	57	79.17%	72	69.23%
Grades should not be used in a punitive manner (i.e.	70	78.65%	74	83.15%	77	86.52%	75	84.27%	89	85.58%
Assigning zeros for late work should be limited	53	69.74%	52	68.42%	51	67.11%	50	65.79%	76	73.08%
<i>answered question</i>									104	
<i>skipped question</i>									0	



## ADMINISTRATORS: Question 5- Grading

Recognizing that grading should provide a clear indication of student proficiency, which of these elements should be part of a grading policy for the

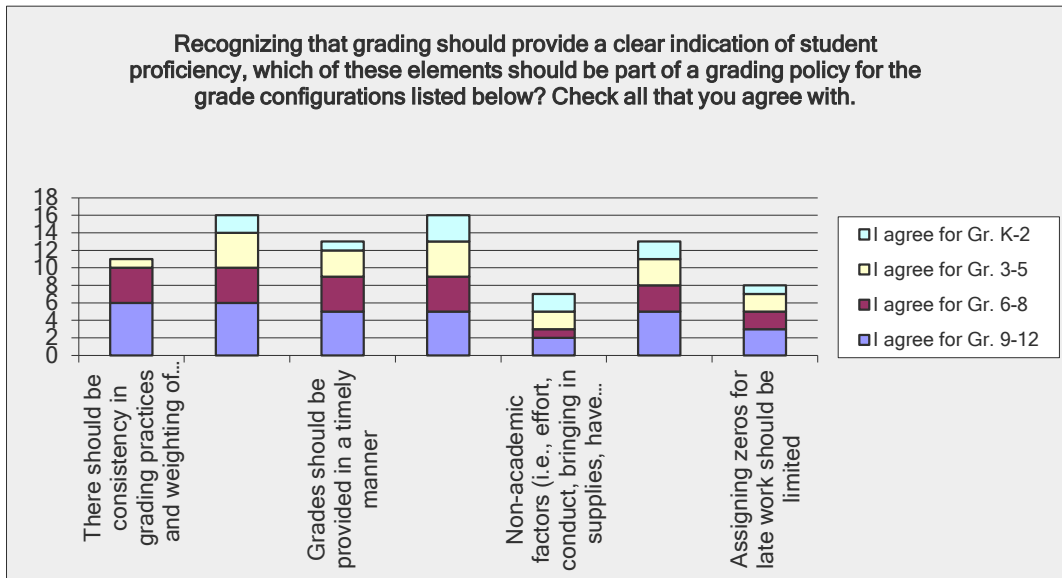
Answer Options	I agree for Gr. K-2		I agree for Gr. 3-5		I agree for Gr. 6-8		I agree for Gr. 9-12		Response Count	%
	2	%	5	%	8	%	12	%		
There should be consistency in grading practices and Students should be provided opportunities to	17	56.67%	22	73.33%	27	90.00%	27	90.00%	30	85.71%
Grades should be provided in a timely manner	21	70.00%	26	86.67%	28	93.33%	28	93.33%	30	85.71%
Grades should help parents monitor their	28	82.35%	30	88.24%	30	88.24%	29	85.29%	34	97.14%
Non-academic factors (i.e., effort, conduct, bringing in	28	84.85%	30	90.91%	30	90.91%	28	84.85%	33	94.29%
Grades should not be used in a punitive manner (i.e.	20	74.07%	22	81.48%	24	88.89%	23	85.19%	27	77.14%
Assigning zeros for late work should be limited	27	93.10%	27	93.10%	27	93.10%	26	89.66%	29	82.86%
	24	85.71%	25	89.29%	26	92.86%	25	89.29%	28	80.00%
<i>answered question</i>									35	
<i>skipped question</i>									0	



## BOARD OF EDUCATION: Question 5- Grading

Recognizing that grading should provide a clear indication of student proficiency, which of these elements should be part of a grading policy for the grade

Answer Options	I agree for Gr. K-2		I agree for Gr. 3-5		I agree for Gr. 6-8		I agree for Gr. 9-12		Response Count	%
	2	%	5	%	8	%	12	%		
There should be consistency in grading practices and weighting of	0	0.00%	1	14.29%	4	57.14%	6	85.71%	7	100.00%
Students should be provided opportunities to demonstrate mastery	2	28.57%	4	57.14%	4	57.14%	6	85.71%	7	100.00%
Grades should be provided in a timely manner	1	16.67%	3	50.00%	4	66.67%	5	83.33%	6	85.71%
Grades should help parents monitor their child's progress in school	3	50.00%	4	66.67%	4	66.67%	5	83.33%	6	85.71%
Non-academic factors (i.e., effort, conduct, bringing in supplies,	2	40.00%	2	40.00%	1	20.00%	2	40.00%	5	71.43%
Grades should not be used in a punitive manner (i.e. giving a	2	33.33%	3	50.00%	3	50.00%	5	83.33%	6	85.71%
Assigning zeros for late work should be limited	1	25.00%	2	50.00%	2	50.00%	3	75.00%	4	57.14%
									<i>answered question</i>	7
									<i>skipped question</i>	0

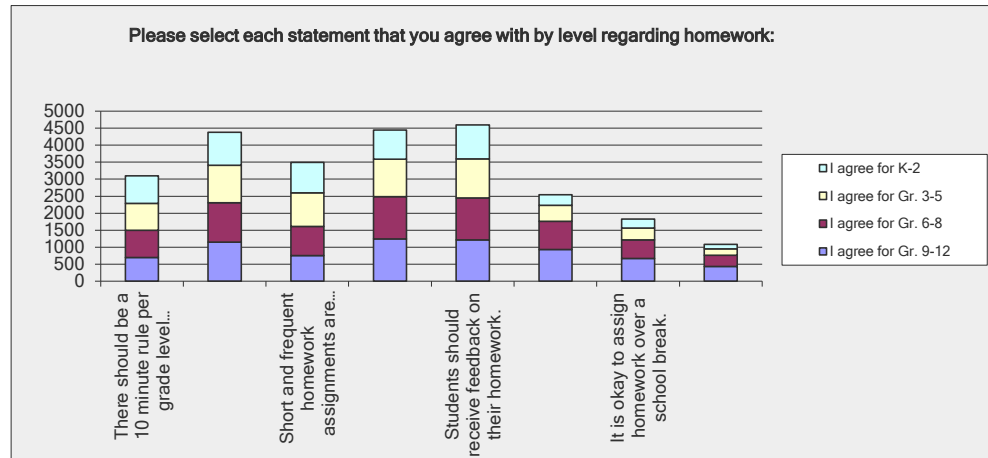




**PARENT: Question 6- Homework**

Please select each statement that you agree with by level regarding homework:

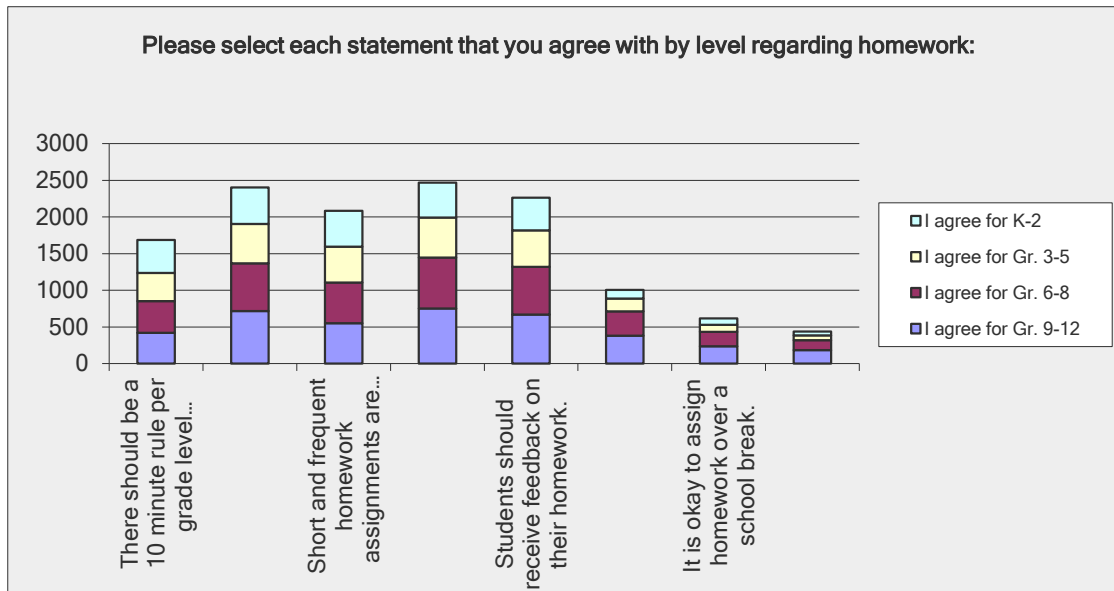
Answer Options	I agree for K-2	%	I agree for Gr. 3-5	%	I agree for Gr. 6-8	%	I agree for Gr. 9-12	%	Response Count	%
There should be a 10 minute rule per grade	810	65.80%	794	64.50%	800	64.99%	693	56.30%	1231	70.1%
Homework should be directly related to learning	970	60.14%	1103	68.38%	1164	72.16%	1146	71.05%	1613	91.9%
Short and frequent homework assignments are best.	891	63.06%	990	70.06%	856	60.58%	755	53.43%	1413	80.5%
Directions should be clear and students should be able	858	51.07%	1098	65.36%	1244	74.05%	1245	74.11%	1680	95.7%
Students should receive feedback on their homework.	991	58.99%	1156	68.81%	1230	73.21%	1217	72.44%	1680	95.7%
It is okay to assign homework over the weekend.	308	25.60%	474	39.40%	821	68.25%	935	77.72%	1203	68.5%
It is okay to assign homework over a school break.	267	30.44%	352	40.14%	547	62.37%	664	75.71%	877	50.0%
It is okay to assign in-depth projects over a school break.	128	22.46%	189	33.16%	331	58.07%	431	75.61%	570	32.5%
									<i>answered question</i>	1755
									<i>skipped question</i>	0



## STUDENT: Question 6- Homework

Please select each statement that you agree with by level regarding homework:

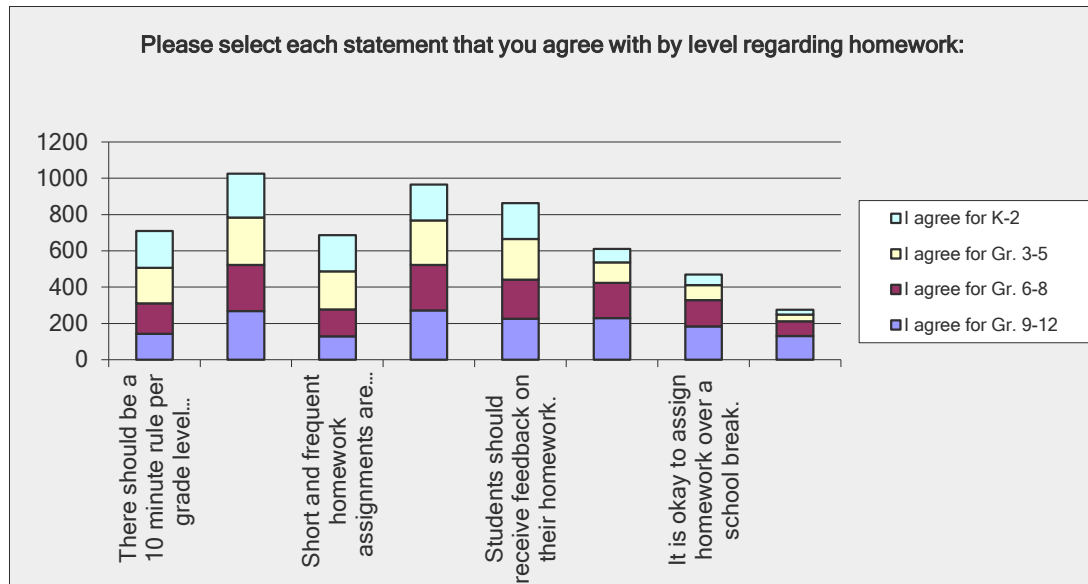
Answer Options	I agree for K-2	%	I agree for Gr. 3-5	%	I agree for Gr. 6-8	%	I agree for Gr. 9-12	%	Response Count	%
There should be a 10 minute rule per grade level (maximum)	448	63.82%	388	55.27%	431	61.40%	420	59.8%	702	74.1%
Homework should be directly related to learning objectives in the	497	57.46%	540	62.43%	650	75.14%	717	82.9%	865	91.2%
Short and frequent homework assignments are best.	489	59.63%	487	59.39%	554	67.56%	553	67.4%	820	86.5%
Directions should be clear and students should be able to	473	52.97%	545	61.03%	696	77.94%	752	84.2%	893	94.2%
Students should receive feedback on their homework.	446	53.22%	498	59.43%	647	77.21%	671	80.1%	838	88.4%
It is okay to assign homework over the weekend.	120	25.53%	174	37.02%	331	70.43%	381	81.1%	470	49.6%
It is okay to assign homework over a school break.	87	28.71%	99	32.67%	194	64.03%	239	78.9%	303	32.0%
It is okay to assign in-depth projects over a school break.	52	21.22%	66	26.94%	134	54.69%	187	76.3%	245	25.8%
									<b>answered question</b>	<b>948</b>
									<b>skipped question</b>	<b>0</b>



## INSTRUCTIONAL STAFF: Question 6- Homework

Please select each statement that you agree with by level regarding homework:

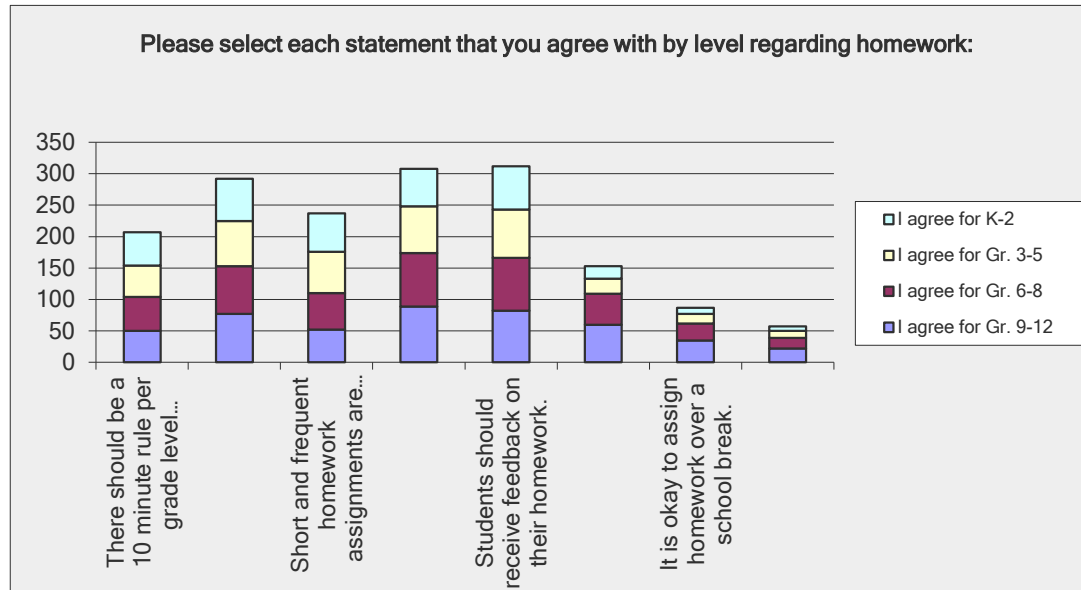
Answer Options	I agree for K-2	%	I agree for Gr. 3-5	%	I agree for Gr. 6-8	%	I agree for Gr. 9-12	%	Response Count	%
There should be a 10 minute rule per grade level (maximum)	202	80.16%	197	78.17%	167	66.27%	143	56.75%	252	69.6%
Homework should be directly related to learning objectives in the	242	72.89%	262	78.92%	253	76.20%	269	81.02%	332	91.7%
Short and frequent homework assignments are best.	200	80.65%	210	84.68%	149	60.08%	128	51.61%	248	68.5%
Directions should be clear and students should be able to	198	60.92%	245	75.38%	252	77.54%	271	83.38%	325	89.8%
Students should receive feedback on their homework.	198	69.47%	223	78.25%	217	76.14%	225	78.95%	285	78.7%
It is okay to assign homework over the weekend.	75	28.20%	112	42.11%	195	73.31%	229	86.09%	266	73.5%
It is okay to assign homework over a school break.	58	28.02%	84	40.58%	145	70.05%	183	88.41%	207	57.2%
It is okay to assign in-depth projects over a school break.	27	19.42%	37	26.62%	82	58.99%	130	93.53%	139	38.4%
									<b>answered question</b>	<b>362</b>
									<b>skipped question</b>	<b>0</b>



## NONINSTRUCTIONAL STAFF: Question 6- Homework

Please select each statement that you agree with by level regarding homework:

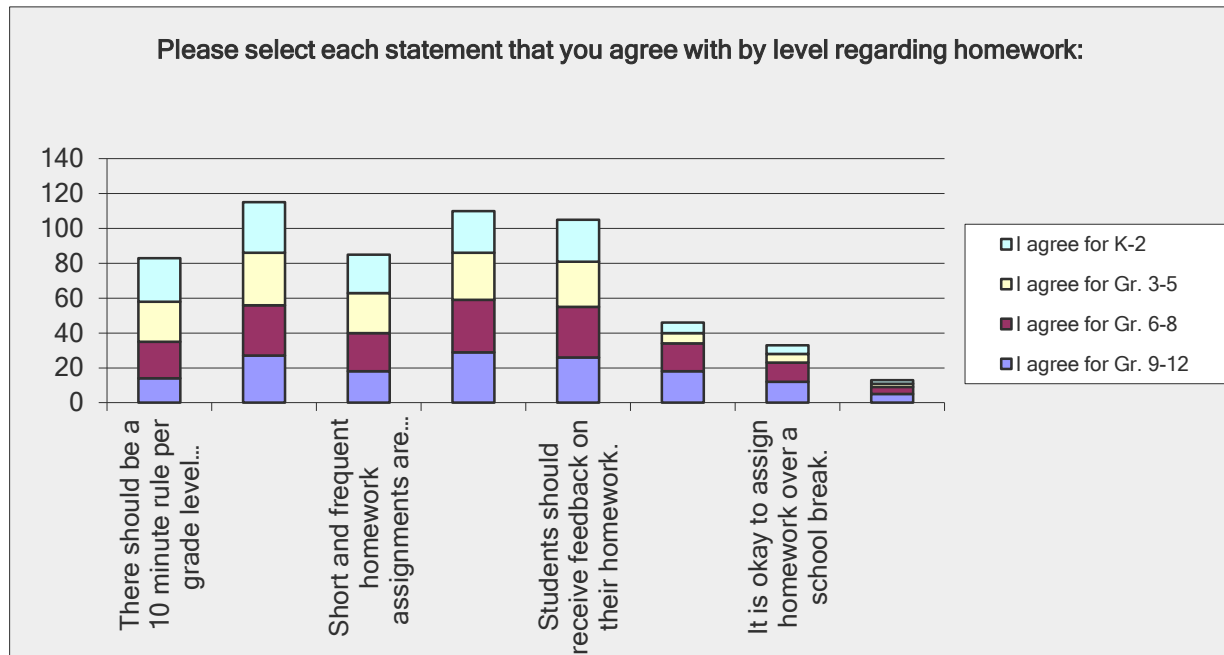
Answer Options	I agree for K-2	%	I agree for Gr. 3-5	%	I agree for Gr. 6-8	%	I agree for Gr. 9-12	%	Response Count	%
There should be a 10 minute rule per grade level (maximum)	53	72.60%	50	68.49%	54	74.0%	50	68.49%	73	70.2%
Homework should be directly related to learning objectives in	67	71.28%	72	76.60%	76	80.9%	77	81.91%	94	90.4%
Short and frequent homework assignments are best.	61	70.93%	66	76.74%	58	67.4%	52	60.47%	86	82.7%
Directions should be clear and students should be able to	60	60.00%	74	74.00%	85	85.0%	89	89.00%	100	96.2%
Students should receive feedback on their homework.	69	70.41%	77	78.57%	84	85.7%	82	83.67%	98	94.2%
It is okay to assign homework over the weekend.	20	29.41%	24	35.29%	49	72.1%	60	88.24%	68	65.4%
It is okay to assign homework over a school break.	10	25.00%	15	37.50%	27	67.5%	35	87.50%	40	38.5%
It is okay to assign in-depth projects over a school break.	7	25.93%	11	40.74%	17	63.0%	22	81.48%	27	26.0%
									<i>answered question</i>	104
									<i>skipped question</i>	0



## ADMINISTRATOR: Question 6- Homework

Please select each statement that you agree with by level regarding homework:

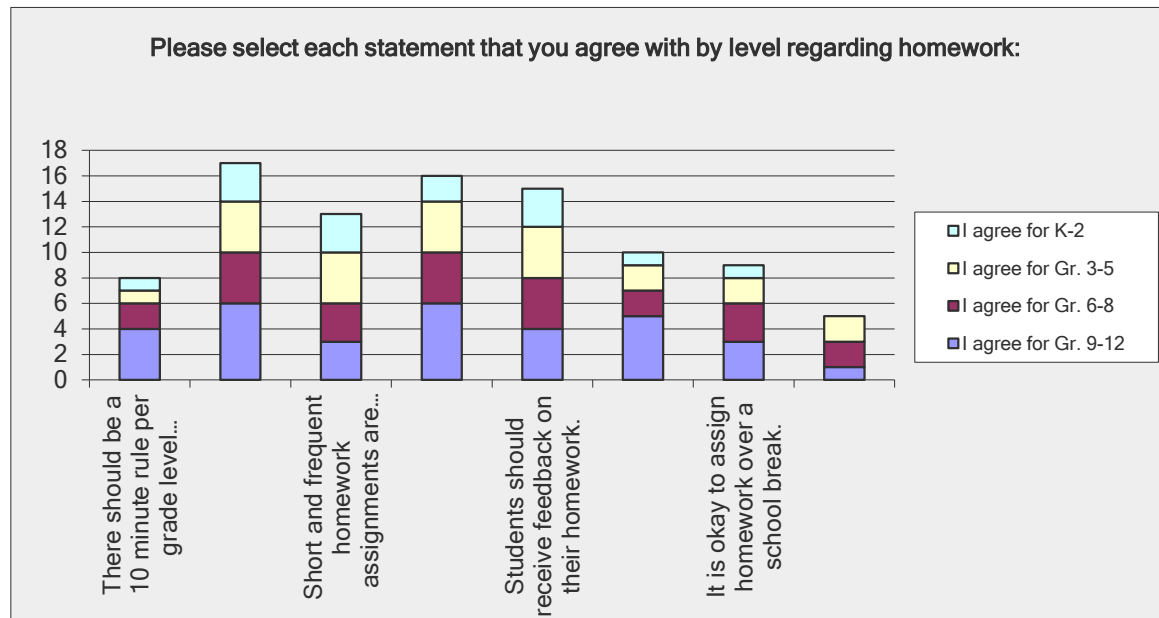
Answer Options	I agree for K-2	%	I agree for Gr. 3-5	%	I agree for Gr. 6-8	%	I agree for Gr. 9-12	%	Response Count	%
There should be a 10 minute rule per grade	25	83.33%	23	76.67%	21	70.00%	14	46.67%	30	85.7%
Homework should be directly related to	29	85.29%	30	88.24%	29	85.29%	27	79.41%	34	97.1%
Short and frequent homework assignments are	22	78.57%	23	82.14%	22	78.57%	18	64.29%	28	80.0%
Directions should be clear and students should	24	70.59%	27	79.41%	30	88.24%	29	85.29%	34	97.1%
Students should receive feedback on their	24	77.42%	26	83.87%	29	93.55%	26	83.87%	31	88.6%
It is okay to assign homework over the	6	30.00%	6	30.00%	16	80.00%	18	90.00%	20	57.1%
It is okay to assign homework over a school	5	35.71%	5	35.71%	11	78.57%	12	85.71%	14	40.0%
It is okay to assign in-depth projects over a	2	40.00%	2	40.00%	4	80.00%	5	100.00%	5	14.3%
									<b>answered question</b>	<b>35</b>
									<b>skipped question</b>	<b>0</b>



## BOARD OF EDUCATION: Question 6- Homework

Please select each statement that you agree with by level regarding homework:

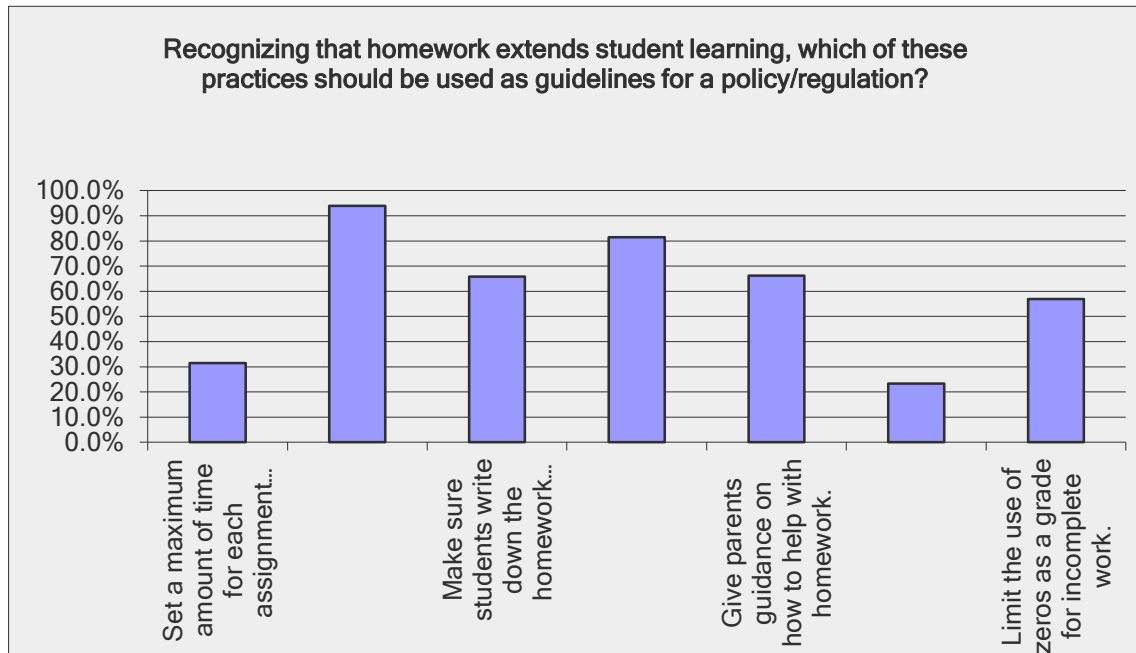
Answer Options	I agree for K-2	%	I agree for Gr. 3-5	%	I agree for Gr. 6-8	%	I agree for Gr. 9-12	%	Response Count	%
There should be a 10 minute rule per grade	1	20.00%	5	20.00%	8	40.00%	12	80.00%	5	71.4%
Homework should be directly related to learning	3	42.86%	4	57.14%	4	57.14%	6	85.71%	7	100.0%
Short and frequent homework assignments are best.	3	60.00%	4	80.00%	3	60.00%	3	60.00%	5	71.4%
Directions should be clear and students should be able to	2	28.57%	4	57.14%	4	57.14%	6	85.71%	7	100.0%
Students should receive feedback on their homework.	3	50.00%	4	66.67%	4	66.67%	4	66.67%	6	85.7%
It is okay to assign homework over the weekend.	1	16.67%	2	33.33%	2	33.33%	5	83.33%	6	85.7%
It is okay to assign homework over a school break.	1	25.00%	2	50.00%	3	75.00%	3	75.00%	4	57.1%
It is okay to assign in-depth projects over a school break.	0	0.00%	2	100.00%	2	100.00%	1	50.00%	2	28.6%
									<i>answered question</i>	7
									<i>skipped question</i>	0



## PARENT: Question 7- Homework

Recognizing that homework extends student learning, which of these practices should be used as guidelines for a policy/regulation?

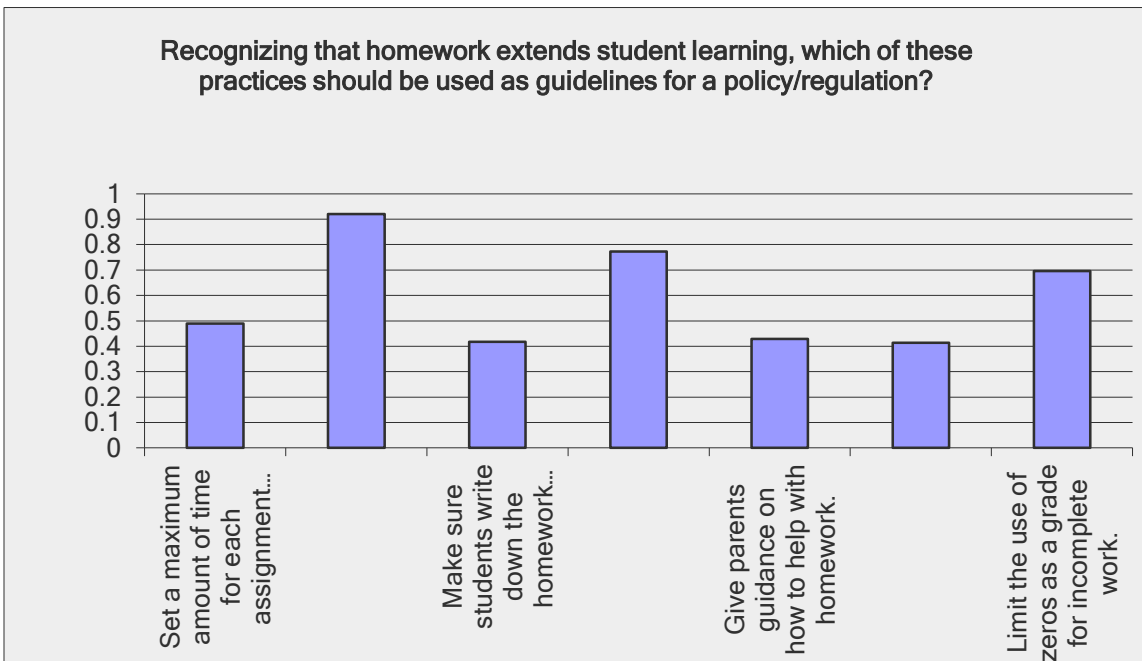
Answer Options	Response Percent	Response Count	%
Set a maximum amount of time for each assignment and do not penalize	31.5%	552	31.45%
Make sure students understand the homework.	94.0%	1650	94.02%
Make sure students write down the homework assignment.	65.8%	1155	65.81%
Make assignments accessible online.	81.5%	1430	81.48%
Give parents guidance on how to help with homework.	66.2%	1161	66.15%
Do not grade homework, instead provide extra credit for completed	23.3%	409	23.30%
Limit the use of zeros as a grade for incomplete work.	56.9%	999	56.92%
<i>answered question</i>		<b>1755</b>	
<i>skipped question</i>		<b>0</b>	



## STUDENT: Question 7- Homework

Recognizing that homework extends student learning, which of these practices should be used as guidelines for a

Answer Options	Response Percent	Response Count	%
Set a maximum amount of time for each assignment and do not penalize	48.9%	464	48.95%
Make sure students understand the homework.	92.0%	872	91.98%
Make sure students write down the homework assignment.	41.7%	395	41.67%
Make assignments accessible online.	77.3%	733	77.32%
Give parents guidance on how to help with homework.	42.9%	407	42.93%
Do not grade homework, instead provide extra credit for completed	41.4%	392	41.35%
Limit the use of zeros as a grade for incomplete work.	69.6%	660	69.62%
<i>answered question</i>		<b>948</b>	
<i>skipped question</i>		<b>0</b>	

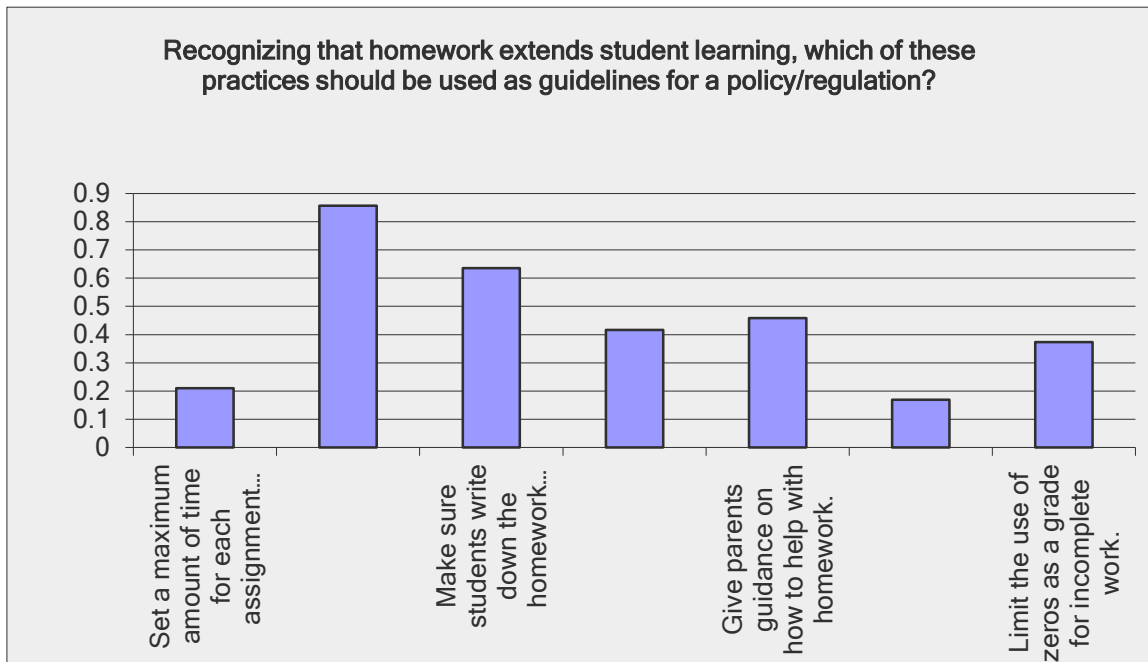




## INSTRUCTIONAL STAFF: Question 7- Homework

Recognizing that homework extends student learning, which of these practices should be used as

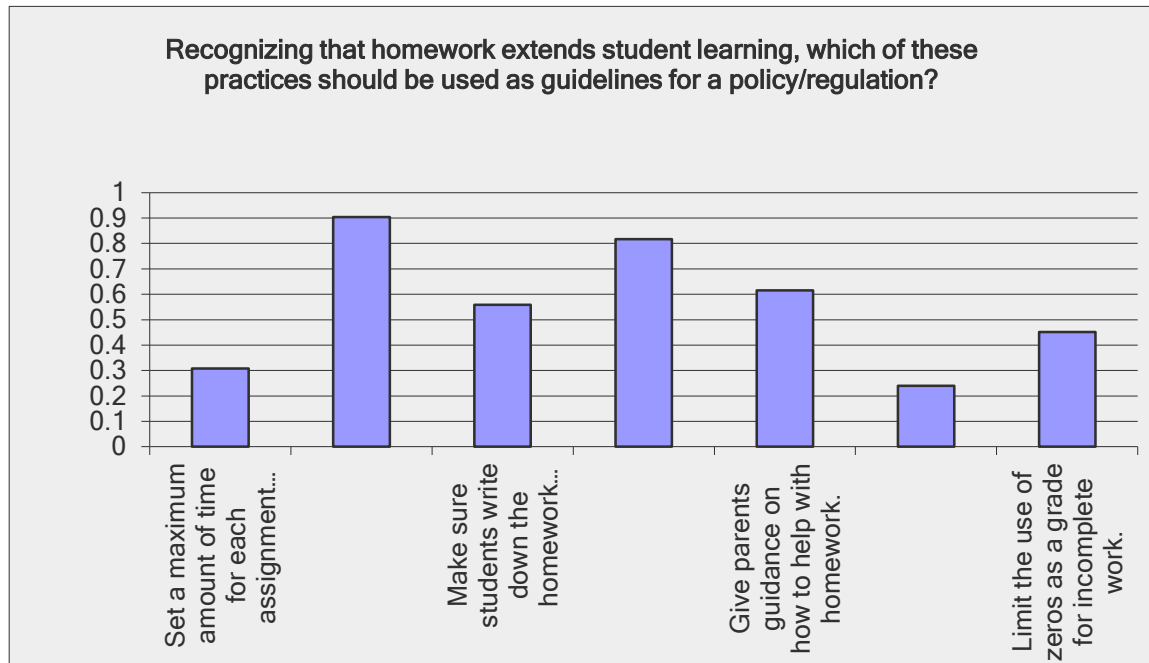
Answer Options	Response Percent	Response Count	%
Set a maximum amount of time for each assignment and do not	21.0%	76	20.99%
<b>Make sure students understand the homework.</b>	85.6%	310	85.64%
Make sure students write down the homework assignment.	63.5%	230	63.54%
Make assignments accessible online.	41.7%	151	41.71%
Give parents guidance on how to help with homework.	45.9%	166	45.86%
Do not grade homework, instead provide extra credit for completed	16.9%	61	16.85%
Limit the use of zeros as a grade for incomplete work.	37.3%	135	37.29%
<i>answered question</i>		<b>362</b>	
<i>skipped question</i>		<b>0</b>	



## NONINSTRUCTIONAL STAFF: Question 7- Homework

Recognizing that homework extends student learning, which of these practices should be used as

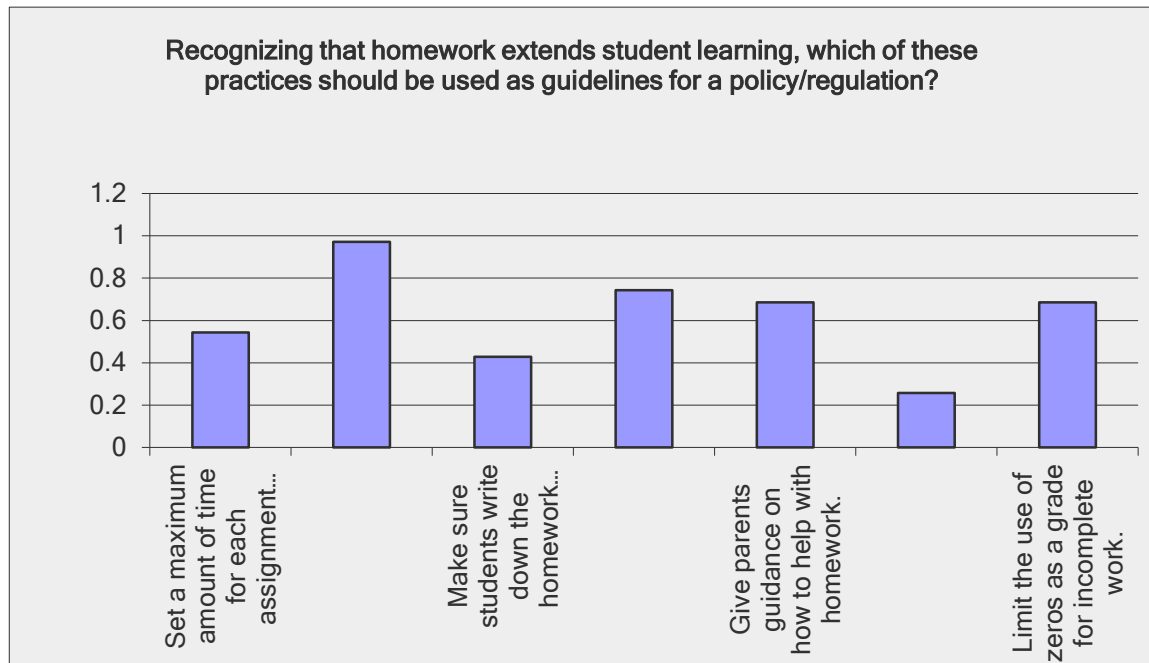
Answer Options	Response Percent	Response Count	%
Set a maximum amount of time for each assignment and do	30.8%	32	30.77%
Make sure students understand the homework.	90.4%	94	90.38%
Make sure students write down the homework assignment.	55.8%	58	55.77%
Make assignments accessible online.	81.7%	85	81.73%
Give parents guidance on how to help with homework.	61.5%	64	61.54%
Do not grade homework, instead provide extra credit for	24.0%	25	24.04%
Limit the use of zeros as a grade for incomplete work.	45.2%	47	45.19%
		<i>answered question</i>	104
		<i>skipped question</i>	0



## ADMINISTRATOR: Question 7- Homework

Recognizing that homework extends student learning, which of these practices should be used as guidelines for a

Answer Options	Response Percent	Response Count	%
Set a maximum amount of time for each assignment and do not penalize	54.3%	19	54.29%
Make sure students understand the homework.	97.1%	34	97.14%
Make sure students write down the homework assignment.	42.9%	15	42.86%
Make assignments accessible online.	74.3%	26	74.29%
Give parents guidance on how to help with homework.	68.6%	24	68.57%
Do not grade homework, instead provide extra credit for completed	25.7%	9	25.71%
Limit the use of zeros as a grade for incomplete work.	68.6%	24	68.57%
		<i>answered question</i>	<b>35</b>
		<i>skipped question</i>	<b>0</b>



## BOARD OF EDUCATION: Question 7- Homework

Recognizing that homework extends student learning, which of these practices should be used as guidelines

Answer Options	Response Percent	Response Count	%
Set a maximum amount of time for each assignment and do	28.6%	2	28.57%
<b>Make sure students understand the homework.</b>	85.7%	6	85.71%
Make sure students write down the homework assignment.	42.9%	3	42.86%
Make assignments accessible online.	57.1%	4	57.14%
Give parents guidance on how to help with homework.	42.9%	3	42.86%
Do not grade homework, instead provide extra credit for	14.3%	1	14.29%
Limit the use of zeros as a grade for incomplete work.	85.7%	6	85.71%
<i>answered question</i>		<b>7</b>	
<i>skipped question</i>		<b>0</b>	

