

# Shenendehowa

*Central Schools*



**2020-21**  
**Budget**

# Table of Contents

**Overview ----- 1**

**Three-part Budget ----- 17**

**Compensation Disclosure ----- 19**

**Property Tax Report Card ----- 22**

**Debt Service Fund ----- 26**


**Detailed Budget ----- 29**

**Exemption Impact Report ----- 50**

---

**Fiscal Accountability Supplement ----- 60**

**School Report Card ----- 67**



*2020-21*  
*Three Part Budget*



*May 2020*

## Shenendehowa Central School District 3 Part Budget

State Budget Code	
1099	Board of Education
1299	Central Administration
1399	Finance
1420	Legal
1430	Personnel
1460	Records Management
1480	Public Info
1620	Operations
1621	Maintenance
1660	Central Stores
1670	Central Printing & Mailing
1680	Central Data Processing
1910	Insurance
1930	Judgements & Claims
1964	Refunds of Property Tax
1981.4	BOCES Admin/Facilities
1989.4	Unclassified
2010	Curr. Develop. & Supervision
2020	Supervision
2040	Supervision Spec. Schools
2060	Research, Eval. & Planning
2070	Inservice Training
2999	Instruction
5510.2	Buses
5510	Transportation
5530	Transportation - Garage
8998	Community Service
9098	Employee Benefits
9898	Debt Service
9902	Transfer to Debt Service
9951	Transfer
<b>TOTALS</b>	
Percentages	

2019-20				
	Administrative	Program	Capital	Total
53,837				53,837
471,156				471,156
1,202,514				1,202,514
38,600		171,400		210,000
529,176				529,176
35,304				35,304
156,953				156,953
92,706			7,207,705	7,300,411
92,706			2,474,321	2,567,027
70,328				70,328
209,717				209,717
499,212		1,164,829		1,664,041
694,066				694,066
			100,000	100,000
				-
			1,157,095	1,157,095
			7,500	7,500
320,795				320,795
5,642,703				5,642,703
				-
622,306				622,306
		438,471		438,471
499,678		84,354,304		84,853,982
				-
200,554		8,499,795		8,700,349
		1,558,809		1,558,809
		17,650		17,650
5,083,886		39,894,152	3,061,172	48,039,210
				-
			10,000,000	10,000,000
		406,000	700,000	1,106,000
<b>TOTALS</b>	<b>16,516,197</b>	<b>136,505,410</b>	<b>24,707,793</b>	<b>177,729,400</b>
Percentages	9.29%	76.81%	13.90%	

2020-21				
	Administrative	Program	Capital	Total
53,837				53,837
474,868				474,868
1,236,007				1,236,007
38,600		191,400		230,000
607,300				607,300
38,508				38,508
160,297				160,297
93,859			7,320,736	7,414,595
93,859			2,500,305	2,594,164
73,608				73,608
220,729				220,729
507,734		1,184,713		1,692,447
699,066				699,066
			100,000	100,000
				-
			1,157,539	1,157,539
			7,500	7,500
338,336				338,336
5,676,782				5,676,782
				-
635,710				635,710
		745,160		745,160
516,542		86,186,353		86,702,895
				-
206,568		8,883,582		9,090,150
		1,650,298		1,650,298
		17,650		17,650
5,141,229		41,214,695	3,072,059	49,427,983
				-
			9,500,000	9,500,000
		412,000	700,000	1,112,000
<b>TOTALS</b>	<b>16,813,439.00</b>	<b>140,485,851.00</b>	<b>24,358,139.00</b>	<b>181,657,429.00</b>
Percentages	9.26%	77.34%	13.41%	



*2020-21  
Compensation  
Disclosure*

*May 2020*

Salary: Administrative Compensation Information  
520302 - SHENENDEHOWA CSD

2019-2020 - Page 1  
Official - as of 05/20/2020 09:17 AM

Form Due May 11, 2020

2020-2021 Salary Threshold =  
\$141,000

In response to legislative efforts to encourage greater cost sharing in service provision and local government administration, we now provide a section for districts that share administrative staff to highlight these efforts for the upcoming school year. Each sharing district should identify in the form the other district(s) with which they will be sharing administrative staff for school year 2020-2021.

If you will be sharing a Superintendent, list the other district (or districts) in the text box. If you will be sharing other administrative staff required to be reported, please send an email to [EMSCMGTS@nysed.gov](mailto:EMSCMGTS@nysed.gov) indicating the title of the staff persons(s) as well as the other district(s) involved in the cost-sharing.

The salaries, benefits and other compensation reported in the form should reflect only the financial support or commitment that your district will be making. They should **not** reflect the total amounts budgeted to be paid by all participating districts over the school year.

Report Estimated Salaries in the Budget for the 2020-2021 School Year

Sections 1608 and 1716 of the Education Law  
(Please read the instructions and definitions before completing this form.)

Title	Salary	Employee Benefits	Other Remuneration
1. Superintendent of Schools	234,504	73,931	

Please list the district or districts with which you will be sharing a superintendent (if applicable):

Associate, Assistant and Deputy Superintendents

(Example Titles: Associate Superintendent for Instruction, Deputy Superintendent, Assistant Superintendent for Business, etc.)

2.	DEPUTY SUPERINTENDENT	175,049	50,286	
3.	ASST SUPERINTENDENT FOR FIN AND OPERATI	167,172	45,357	
4.	ASST SUPERINTENDENT FOR HR AND PROF DE	162,652	44,941	
5.	ASST SUPERINTENDENT FOR MGMT SVC AND C	167,938	52,289	
6.				
7.				
8.				
9.				
10.				
11.				
12.				
13.				
14.				
15.				
16.				
17.				
18.				
19.				
20.				
21.				
22.				
23.				
24.				

30.		
31.		
32.		
33.		
34.		
35.		
36.		


**Salary: Administrative Compensation Information  
520302 - SHENENDEHOWA CSD**

**2019-2020 - Page 2  
Official - as of 05/20/2020 09:17 AM**


Title	Salary	Employee Benefits	Other Remuneration
37.			
38.			
39.			
40.			
41.			
42.			
43.			
44.			
45.			
46.			
47.			
48.			
49.			
50.			
51.			
52.			
53.			
54.			
55.			
56.			
57.			
58.			
59.			
60.			
61.			
62.			
63.			
64.			
65.			
66.			
67.			
68.			
69.			
70.			

**Salary: Administrative Compensation Information  
520302 - SHENENDEHOWA CSD**

**2019-2020 Claim Year - Page 3  
Official - as of 05/20/2020 09:17 AM**

Other Supervisory and Administrative Employees Scheduled to Receive \$141,000 or More in Salary

71.	HIGH SCHOOL PRINCIPAL	155,221
72.	ELEMENTARY PRINCIPAL	164,170
73.	ELEMENTARY PRINCIPAL	141,769
74.	MIDDLE SCHOOL PRINCIPAL	146,375
75.	MIDDLE SCHOOL PRINCIPAL	172,962
76.	ACADEMIC ADMINISTRATOR	144,520
77.	DIRECTOR OF ATHLETICS AND PHYSICAL EDUC	142,349
78.		
79.		
80.		
81.		
82.		



***2020-21  
Property Tax  
Report Card***

***May 2020***



\*\*\*\*Please use Chrome or Firefox browsers when entering the Business Portal to complete the PTRC. Internet Explorer is NOT recommended.\*\*\*\*

Note: Some data elements of the Property Tax Report Card have been revised or renamed to more closely follow the Property Tax Cap calculations districts complete on the Office of the State Comptroller website. Please see the Help text above for definitions. Additional guidance on the Property Tax Levy Limit is available on the Office of Educational Management Services website:  
<http://www.p12.nysed.gov/mgt/serv/propertytax/taxcap/>.

Please also submit an electronic version (PDF or Word) of your school district's 2020-21 Budget Notice to: emscmgts@nysed.gov. This will enable us to help correct any formula or data entry discrepancy quickly.

Notice: The Enacted Budget allows school districts to establish a reserve fund for NYS Teachers' Retirement System Contributions, effective immediately. This reserve, if applicable, should be reported in the Schedule of Reserves under 'Other Reserve' and with a description that says: "To fund employer retirement contributions to the New York State Teachers' Retirement System (TRS.)"

Form Due - April 27, 2020

Form Preparer Name:

KATHLEEN WETMORE-CHASE

Preparer's Telephone Number:

5188810623

<u>Shaded Fields Will Calculate</u>	Budgeted 2019-20 (A)	Proposed Budget 2020-21 (B)	Percent Change (C)
Total Budgeted Amount, not including Separate Propositions	177,729,400	181,657,429	2.21 %
A. Proposed Tax Levy to Support the Total Budgeted Amount <sup>1</sup>	125,063,171	128,320,744	
B. Tax Levy to Support Library Debt, if Applicable	0	0	
C. Tax Levy for Non-Excludable Propositions, if Applicable <sup>2</sup>	0	0	
D. Total Tax Cap Reserve Amount Used to Reduce Current Year Levy, if Applicable	0	0	
E. Total Proposed School Year Tax Levy (A+B+C-D)	125,063,171	128,320,744	2.60 %
F. Permissible Exclusions to the School Tax Levy Limit	3,514,820	3,321,276	
G. School Tax Levy Limit, <u>Excluding</u> Levy for Permissible Exclusions <sup>3</sup>	123,324,675	125,547,568	
H. Total Proposed Tax Levy for School Purposes, <u>Excluding</u> Permissible Exclusions and Levy for Library Debt, Plus Prior Year Tax Cap Reserve (E-B-F+D)	121,548,351	124,999,468	
I. Difference: (G-H);(negative value requires 60.0% voter approval) <sup>2</sup>	1,776,324	548,100	
Public School Enrollment	9725	9,524	-2.07 %
Consumer Price Index			1.81 %

<sup>1</sup> Include any prior year reserve for excess tax levy, including interest.

<sup>2</sup> Tax levy associated with educational or transportation services propositions are not eligible for exclusion under the School Tax Levy Limit and may affect voter approval requirements.

<sup>3</sup> For 2020-21, includes any carryover from 2019-20 and excludes any tax levy for library debt or prior year reserve for excess tax levy, including interest.

	Actual 2019-20 (D)	Estimated 2020-21 (E)
Adjusted Restricted Fund Balance	21,966,880	25,336,880
Assigned Appropriated Fund Balance	3,554,542	2,910,000
Adjusted Unrestricted Fund Balance	6,967,887	7,215,693
Adjusted Unrestricted Fund Balance as a Percent of the Total Budget	3.92 %	3.97 %

**Schedule of Reserve Funds**

Reserve Type	Reserve Name	Reserve Description *	3/31/20 Actual Balance	6/30/20 Estimated Ending Balance	Intended Use of the Reserve in the 2020-21 School Year (Limit 200 Characters) **
--------------	--------------	-----------------------	------------------------	----------------------------------	--

**Note: Be sure to click on the Save button at the bottom after each additional Reserve you add under Capital, Property Loss, Liability, or Other Reserve.**

Capital	CAPITAL RESERVE	For the cost of any object or purpose for which bonds may be issued.	4,200,000	4,200,000	None
Repair		For the cost of repairs to capital improvements or equipment.	<input type="text"/>	<input type="text"/>	
Workers Compensation	WORKERS COMPENSATION RESERVE	For self-insured Workers Compensation and benefits.	566,090	566,090	Balance approximates long term liability
Unemployment Insurance		For reimbursement to the State Unemployment Insurance Fund.	<input type="text"/>	<input type="text"/>	
Reserve for Tax Reduction		For the gradual use of the proceeds of the sale of school district real property.	<input type="text"/>	<input type="text"/>	
Mandatory Reserve for Debt Service		For proceeds from the sale of district capital assets or improvement, restricted to debt service.	<input type="text"/>	<input type="text"/>	
Insurance		For liability, casualty, and other types of uninsured losses.	<input type="text"/>	<input type="text"/>	
Property Loss + (add)		To cover property loss.	<input type="text"/>	<input type="text"/>	

Liability		To cover incurred liability claims.			
Tax Certiorari	TAX CERTIORARI RESERVE	For tax certiorari settlements.	2,608,418	3,608,418	Estimated Tax Cert liability
Reserve for Insurance Recoveries		For unexpended proceeds of insurance recoveries at fiscal year end.			
Employee Benefit Liability	EMPLOYEE BENEFIT ACCRUED LIABILITY RESERVE	For accrued 'employee benefits' due to employees upon termination of service.	10,300,116	10,300,116	Payment of employee separation payments upon retirement
Retirement Contribution	RETIREMENT CONTRIBUTION RESERVE	For employer retirement contributions to the State and Local Employees' Retirement System.	4,092,256	5,342,256	Offset NYS ERS expenses
Reserve for Uncollected Taxes		For unpaid taxes due certain city school districts not reimbursed by their city/county until the following fiscal year.			
Single Other Reserve	TRS SUB RESERVE	For employer retirement contributions to the NYS TRS System	200,000	1,320,000	Offset NYS TRS Expenses

\* **NYSED Reserve Guidance:**


[http://www.p12.nysed.gov/mgtserv/accounting/docs/reserve\\_funds.pdf](http://www.p12.nysed.gov/mgtserv/accounting/docs/reserve_funds.pdf)

**OSC Reserve Guidance:**

<http://osc.state.ny.us/localgov/pubs/listacctg.htm#reservefunds>

**\*\*Provide a brief, but specific, statement of the planned use and appropriation for the reserve in SY 2020-21. Mention any capital expenditures that will need to be voted upon in the upcoming Budget Vote.**

Save	Reset	Save & Ready
------	-------	--------------



*2020-21*  
*Debt Service Fund*


*May 2020*

Shenendehowa Central School District  
Debt Service Schedules

	Year	Capital Projects											Buses		Total Debt Service	Year
		Refi 11-12 Series B Arongen Series D \$10.3M Series F Tech Science	Refi 12-13 Series E \$7,994,000 MS	Refi 11-12 \$1,512,000 D.O.	Refi 11-12 \$22,544,952 MS/HS Classroom	Refi 14-15 \$8.8M Fac/Maint	Refi 14-15 \$1.5M Skano	\$38,062,550 Elem, MS, Pool & Trans Projects	\$8.2M Excel \$3.5M Track Projects Bond	\$16,616,000 Library, Signage Playgrounds, Health & Safety	\$22,226,194 Tech Rooms HSE Cafeteria Road Reconfig	Total Debt Service on Facilities	Total Bus Bonds			
1	2018-19	1,150,100	603,281	113,813	1,549,525	741,088	131,288	2,915,299	774,824	1,596,000		9,575,218	1,038,792	10,614,010	2018-19	
2	2019-20	1,146,500		106,638	1,494,275	743,188	133,088	2,912,841	780,909	1,525,398	371,850	9,214,687	641,314	9,856,001	2019-20	
3	2020-21	484,500		109,200	1,488,775	441,825	128,438	2,927,721	781,229	2,247,790	1,198,600	9,808,078	247,953	10,056,031	2020-21	
4	2021-22			106,444	1,488,175			2,938,556	774,100	1,506,900	1,462,200	8,276,375	537,738	8,814,113	2021-22	
5	2022-23				1,479,000			1,306,056	771,000	1,538,450	1,519,400	6,613,906	1,374,773	7,988,679	2022-23	
6	2023-24				960,750			1,310,456	756,800	1,437,400	1,533,000	5,998,406	1,977,536	7,975,942	2023-24	
7	2024-25							1,311,856	478,400	1,002,900	1,409,600	4,202,756	1,830,849	6,033,605	2024-25	
8	2025-26							1,315,506		1,014,400	1,404,600	3,734,506	2,375,687	6,110,193	2025-26	
9	2026-27							1,326,956		1,019,800	1,408,400	3,755,156	2,543,674	6,298,830	2026-27	
10	2027-28									1,024,200	1,405,600	2,429,800	2,717,499	5,147,299	2027-28	
11	2028-29									1,032,650	1,411,400	2,444,050	2,717,499	5,161,549	2028-29	
12	2029-30									1,029,950	1,410,400	2,440,350	2,717,499	5,157,849	2029-30	
13	2030-31									1,011,450	1,412,800	2,424,250	2,717,499	5,141,749	2030-31	
14	2031-32									902,550	1,413,400	2,315,950	2,717,499	5,033,449	2031-32	
15	2032-33									900,950	1,417,200	2,318,150	2,717,499	5,035,649	2032-33	
16	2033-34									898,500	1,404,000	2,302,500	2,717,499	5,019,999	2033-34	
17	2034-35									265,200	1,404,400	1,669,600	2,717,499	4,387,099	2034-35	
18	2035-36										832,800	832,800	2,717,499	3,550,299	2035-36	
19	2036-37										832,000	832,000	2,717,499	3,549,499	2036-37	
		4,740,750	1,206,562	548,370	10,065,225	2,663,989	520,502	21,226,902	5,895,356	19,954,488	23,251,650	90,741,394	41,123,232	131,864,626		

Shenendehowa Central School District  
Debt Service Fund

#	Year End 6/30	Begin Year	General Fund Transfer	Equity Transfer	Overest Debt Service	Principal & Interest			Interest Premium	End Year
						Facilities	Buses	Total		
1	2018	2,744,952	10,700,000	-		8,560,867	2,236,835	10,797,702	695,400	3,342,650
2	2019	3,342,650	10,500,000	-	1,596,003	9,575,218	1,038,792	10,614,010	693,847	5,518,490
3	2020	5,518,490	10,000,000	-		9,563,209	641,314	10,204,523	5,518	5,319,486
4	2021	5,319,486	9,500,000	-		9,808,078	247,953	10,056,031	5,319	4,768,774
5	2022	4,768,774	8,800,000	-		8,276,375	537,738	8,814,113	4,769	4,759,430
6	2023	4,759,430	7,800,000	-		6,613,906	1,374,773	7,988,679	4,759	4,575,510
7	2024	4,575,510	7,800,000	-		5,998,406	1,977,536	7,975,942	4,576	4,404,144
8	2025	4,404,144	6,000,000	-		4,202,756	1,830,849	6,033,605	4,404	4,374,943
9	2026	4,374,943	6,000,000	-		3,734,506	2,375,687	6,110,193	4,375	4,269,125
10	2027	4,269,125	6,000,000	-		3,755,156	2,543,674	6,298,830	4,269	3,974,564
11	2028	3,974,564	5,100,000	-		2,429,800	2,717,499	5,147,299	3,975	3,931,240
12	2029	3,931,240	5,100,000	-		2,444,050	2,717,499	5,161,549	3,931	3,873,622
13	2030	3,873,622	5,100,000	-		2,424,250	2,717,499	5,141,749	3,874	3,835,746
14	2031	3,835,746	5,000,000	-		2,315,950	2,717,499	5,033,449	3,836	3,806,133
15	2032	3,806,133	5,000,000	-		2,318,150	2,717,499	5,035,649	3,806	3,774,290
16	2033	3,774,290	5,000,000	-		2,302,500	2,717,499	5,019,999	3,774	3,758,066
17	2034	3,758,066	4,000,000	-		1,669,600	2,717,499	4,387,099	3,758	3,374,725
18	2035	3,374,725	3,000,000	-		832,800	2,717,499	3,550,299	3,375	2,827,800
19	2036	2,827,800	2,000,000	-		832,000	2,717,499	3,549,499	2,828	1,281,129



***2020-21  
Detailed  
Budget***

***May 2020***

**SHENENDEHOWA CENTRAL SCHOOL**

<b>ACCOUNT</b>	<b>DESCRIPTION</b>	<b>2019-20 ADOPTED BUDGET</b>	<b>2020-21 PROPOSED BUDGET</b>
1010-400-00-00	CONTRACTED SERVICES	2,500.00	-
1010-410-00-00	MEALS & REFRESHMENTS	1,000.00	1,000.00
1010-411-00-00	MEMBERSHIP FEES	13,300.00	14,300.00
1010-460-00-00	TRAVEL - CONFERENCES	7,037.00	8,537.00
1010-490-00-00	BOCES	4,000.00	4,000.00
1010-500-00-00	SUPPLIES & MATERIALS	200.00	200.00
	<b>1010 Board Of Education</b>	<b>28,037.00</b>	<b>28,037.00</b>
1040-185-00-00	BOARD STENO	4,700.00	4,700.00
1040-400-00-00	CONTRACTED SERVICES	5,800.00	5,800.00
	<b>1040 District Clerk</b>	<b>10,500.00</b>	<b>10,500.00</b>
1060-400-00-00	CONTRACTED SERVICES	14,500.00	14,500.00
1060-410-00-00	MEALS & REFRESHMENTS	800.00	800.00
	<b>1060 District Meeting</b>	<b>15,300.00</b>	<b>15,300.00</b>
1240-150-00-00	ADMIN. SALARIES	356,244.00	356,324.00
1240-152-00-00	ADMIN. - OTHER PAYMENTS	10,000.00	10,000.00
1240-160-00-00	NONINSTR. SALARIES	85,800.00	88,032.00
1240-167-00-00	LONGEVITY	2,512.00	2,712.00
1240-400-00-00	CONTRACTED SERVICES	500.00	500.00
1240-410-00-00	MEALS & REFRESHMENTS	1,800.00	1,800.00
1240-411-00-00	MEMBERSHIP FEES	4,500.00	5,600.00
1240-460-00-00	TRAVEL - CONFERENCES	7,500.00	7,500.00
1240-461-00-00	TRAVEL - DIST. BUSINESS -	400.00	400.00
1240-490-00-00	BOCES	400.00	400.00
1240-500-00-00	SUPPLIES & MATERIALS	1,000.00	1,000.00
1240-501-00-00	CENTRAL WHSE SUPPLIES	350.00	350.00
1240-504-00-00	SUBSCRIPTIONS	150.00	250.00
	<b>1240 Chief School Administrator</b>	<b>471,156.00</b>	<b>474,868.00</b>
1310-150-00-00	ADMIN. SALARIES	162,303.00	167,173.00
1310-160-00-00	NONINSTR. SALARIES	538,533.00	552,612.00
1310-165-00-00	NONINSTR. - OVERTIME	3,850.00	4,100.00
1310-167-00-00	LONGEVITY	10,302.00	10,552.00
1310-180-00-00	NONINSTR. SUBS	300.00	800.00
1310-400-00-00	CONTRACTED SERVICES	14,000.00	14,000.00
1310-404-00-00	MAILING & POSTAGE	450.00	450.00
1310-410-00-00	MEALS & REFRESHMENTS	200.00	200.00
1310-411-00-00	MEMBERSHIP FEES	1,400.00	1,400.00
1310-413-00-00	SERVICE FEES	-	300.00
1310-460-00-00	TRAVEL - CONFERENCES	2,800.00	3,050.00
1310-461-00-00	TRAVEL - DIST. BUSINESS -	800.00	800.00
1310-490-00-00	BOCES	22,000.00	22,500.00
1310-500-00-00	SUPPLIES & MATERIALS	6,500.00	6,500.00
1310-501-00-00	CENTRAL WHSE SUPPLIES	1,700.00	1,700.00
	<b>1310 Business Administration</b>	<b>765,138.00</b>	<b>786,137.00</b>
1320-400-00-00	AUDIT SERVICES	48,000.00	49,000.00
1320-490-00-00	AUDIT SERVICES-BOCES	56,000.00	60,000.00
	<b>1320 Auditing</b>	<b>104,000.00</b>	<b>109,000.00</b>
1325-162-00-00	NONINSTR. - ADD'L PAY	90,418.00	93,129.00
1325-461-00-00	TRAVEL - DIST. BUSINESS -	110.00	110.00
	<b>1325 Treasurer</b>	<b>90,528.00</b>	<b>93,239.00</b>



**SHENENDEHOWA CENTRAL SCHOOL**

ACCOUNT	DESCRIPTION	2019-20 ADOPTED BUDGET	2020-21 PROPOSED BUDGET
1330-160-00-00	NONINSTR. SALARIES	16,000.00	16,000.00
1330-404-00-00	MAILING & POSTAGE	7,900.00	8,400.00
1330-450-00-00	RENTAL CHARGES	350.00	350.00
1330-461-00-00	TRAVEL - DIST. BUSINESS -	50.00	50.00
1330-500-00-00	SUPPLIES & MATERIALS	150.00	150.00
1330-501-00-00	CENTRAL WHSE SUPPLIES	250.00	250.00
	<b>1330 Tax Collector</b>	<b>24,700.00</b>	<b>25,200.00</b>
1345-160-00-00	NONINSTR. SALARIES	138,008.00	142,091.00
1345-165-00-00	NONINSTR. - OVERTIME	550.00	550.00
1345-167-00-00	LONGEVITY	1,240.00	2,040.00
1345-411-00-00	MEMBERSHIP FEES	100.00	-
1345-450-00-00	RENTAL CHARGES	1,000.00	500.00
1345-460-00-00	TRAVEL - CONFERENCES	800.00	800.00
1345-461-00-00	TRAVEL - DIST. BUSINESS -	200.00	200.00
1345-500-00-00	SUPPLIES & MATERIALS	750.00	750.00
1345-501-00-00	CENTRAL WHSE SUPPLIES	500.00	500.00
	<b>1345 Purchasing</b>	<b>143,148.00</b>	<b>147,431.00</b>
1380-400-00-00	FISCAL AGENT FEES	75,000.00	75,000.00
	<b>1380 Fiscal Agent Fee</b>	<b>75,000.00</b>	<b>75,000.00</b>
1420-400-00-00	LEGAL SERVICES	210,000.00	230,000.00
	<b>1420 Legal</b>	<b>210,000.00</b>	<b>230,000.00</b>
1430-111-00-00	PPRC	8,192.00	8,230.00
1430-150-00-00	ADMIN. SALARIES	157,914.00	162,652.00
1430-160-00-00	NONINSTR. SALARIES	282,080.00	317,103.00
1430-165-00-00	NONINSTR. - OVERTIME	2,000.00	2,000.00
1430-167-00-00	LONGEVITY	3,765.00	3,890.00
1430-180-00-00	NONINSTR. SUBS	5,000.00	25,000.00
1430-400-00-00	CONTRACTED SERVICES	20,000.00	35,000.00
1430-403-00-00	ADVERTISEMENTS	5,500.00	5,500.00
1430-404-00-00	MAILING & POSTAGE	100.00	100.00
1430-410-00-00	MEALS & REFRESHMENTS	17,000.00	17,000.00
1430-411-00-00	MEMBERSHIP FEES	725.00	725.00
1430-460-00-00	TRAVEL/CONFERENCES	1,500.00	1,500.00
1430-461-00-00	TRAVEL - DIST. BUSINESS -	300.00	500.00
1430-490-00-00	BOCES	15,000.00	15,000.00
1430-500-00-00	SUPPLIES & MATERIALS	1,700.00	1,900.00
1430-501-00-00	CENTRAL WHSE SUPPLIES	1,200.00	1,200.00
1430-504-00-00	SUBSCRIPTIONS	7,200.00	10,000.00
	<b>1430 Personnel</b>	<b>529,176.00</b>	<b>607,300.00</b>
1460-400-80-00	CONTR SVC-IMS	4,352.00	4,352.00
1460-490-80-00	BOCES-IMS	30,952.00	34,156.00
	<b>1460 Records Management Officer</b>	<b>35,304.00</b>	<b>38,508.00</b>

**SHENENDEHOWA CENTRAL SCHOOL**

<b>ACCOUNT</b>	<b>DESCRIPTION</b>	<b>2019-20 ADOPTED BUDGET</b>	<b>2020-21 PROPOSED BUDGET</b>
1480-160-00-00	CLERICAL SALARIES	113,423.00	116,767.00
1480-404-00-00	MAILING & POSTAGE	12,000.00	12,000.00
1480-490-00-00	BOCES	30,000.00	30,000.00
1480-500-00-00	SUPPLIES & MATERIALS	280.00	280.00
1480-501-00-00	CENTRAL WHSE SUPPLIES	50.00	50.00
1480-504-00-00	SUBSCRIPTIONS	1,200.00	1,200.00
	<b>1480 Public Information and Services</b>	<b>156,953.00</b>	<b>160,297.00</b>
1620-160-00-00	NONINSTR. SALARIES	3,719,367.00	3,721,857.00
1620-165-00-00	NONINSTR. - OVERTIME	72,500.00	72,500.00
1620-167-00-00	LONGEVITY	65,370.00	65,370.00
1620-178-00-00	SECURITY	139,880.00	144,764.00
1620-180-00-00	NONINSTR. SUBS	150,000.00	150,000.00
1620-191-00-00	PART-TIME SECURITY	82,000.00	103,600.00
1620-400-00-00	CONTRACTED SERVICES	343,890.00	352,000.00
1620-401-00-00	CONTR SERVICES - SRO's	95,000.00	147,900.00
1620-410-00-00	MEALS & REFRESHMENTS	1,000.00	1,000.00
1620-411-00-00	MEMBERSHIP FEES	300.00	300.00
1620-412-00-00	LICENSES & FEES	2,250.00	2,250.00
1620-431-00-00	NATURAL GAS	440,000.00	440,000.00
1620-432-00-00	ELECTRIC	1,325,000.00	1,325,000.00
1620-433-00-00	WATER & SEWER	175,000.00	175,000.00
1620-434-00-00	REFUSE REMOVAL	115,000.00	125,000.00
1620-443-00-00	VEHICLE REPAIRS - DISTRICT	1,500.00	1,500.00
1620-450-00-00	LEASED FURN & EQUIP	3,304.00	3,304.00
1620-453-00-00	WHSE & RM LEASED FACILITI	113,000.00	113,000.00
1620-460-00-00	TRAVEL - CONFERENCES	17,000.00	22,000.00
1620-461-00-00	TRAVEL - DIST. BUSINESS -	800.00	800.00
1620-490-00-00	BOCES	62,700.00	64,700.00
1620-500-00-00	SUPPLIES & MATERIALS	360,000.00	367,200.00
1620-501-00-00	CENTRAL WHSE SUPPLIES	1,100.00	1,100.00
1620-522-00-00	REPAIR PARTS	12,950.00	12,950.00
1620-541-00-00	SOFTWARE	1,500.00	1,500.00
	<b>1620 Operation of Plant</b>	<b>7,300,411.00</b>	<b>7,414,595.00</b>
1621-160-00-00	NONINSTR. SALARIES	912,316.00	914,453.00
1621-165-00-00	NONINSTR. - OVERTIME	40,000.00	40,000.00
1621-167-00-00	LONGEVITY	12,711.00	12,711.00
1621-180-00-00	NONINSTR. SUBS	34,000.00	34,000.00
1621-400-00-00	CONTRACTED SERVICES	355,000.00	365,000.00
1621-460-00-00	TRAVEL - CONFERENCES	5,000.00	20,000.00
1621-412-00-00	LICENSES & FEES	5,000.00	5,000.00
1621-441-00-00	REPAIR CONTRACTS	725,000.00	725,000.00
1621-443-00-00	VEHICLE REPAIRS - DISTRIC	17,000.00	17,000.00
1621-446-00-00	FIELDS & BLEACHERS	15,000.00	15,000.00
1621-450-00-00	RENTAL CHARGES	75,800.00	75,800.00
1621-500-00-00	SUPPLIES & MATERIALS	185,000.00	185,000.00
1621-501-00-00	CENTRAL WHSE SUPPLIES	200.00	200.00
1621-522-00-00	REPAIR PARTS	185,000.00	185,000.00
	<b>1621 Maintenance of Plant</b>	<b>2,567,027.00</b>	<b>2,594,164.00</b>

**SHENENDEHOWA CENTRAL SCHOOL**

ACCOUNT	DESCRIPTION	2019-20 ADOPTED BUDGET	2020-21 PROPOSED BUDGET
1660-160-75-00	NONINSTR SALARIES - PURCH	61,381.00	63,061.00
1660-165-75-00	NONINSTR. - OVERTIME - PU	1,000.00	1,000.00
1660-167-75-00	LONGEVITY - PURCHASING	3,447.00	3,547.00
1660-441-75-00	REPAIR CONTRACTS-PURCHASI	3,500.00	5,000.00
1660-500-75-00	SUPPLIES & MATERIALS - PU	1,000.00	1,000.00
	<b>1660 Central Storeroom</b>	<b>70,328.00</b>	<b>73,608.00</b>
1670-160-80-00	NONINSTR SALARIES - IMS	58,944.00	61,421.00
1670-165-80-00	NONINSTR. - OVERTIME - IM	1,065.00	1,100.00
1670-167-80-00	LONGEVITY - IMS	2,308.00	2,308.00
1670-180-80-00	NONINSTR SUBS - IMS	3,300.00	3,300.00
1670-400-80-00	CONTR SVC-IMS	57,000.00	59,000.00
1670-404-80-00	MAILING & POSTAGE - IMS	76,100.00	82,600.00
1670-447-80-00	TRANSPORTATION SERVICES-I	1,000.00	1,000.00
1670-490-80-00	BOCES-IMS	10,000.00	10,000.00
	<b>1670 Central Printing &amp; Mailing</b>	<b>209,717.00</b>	<b>220,729.00</b>
1680-150-80-00	SALARIES - IMS	127,047.00	130,856.00
1680-160-80-00	NONINSTR SALARIES - IMS	755,343.00	776,897.00
1680-165-80-00	NONINSTR. - OVERTIME - IM	1,300.00	1,300.00
1680-167-80-00	LONGEVITY - IMS	17,500.00	17,500.00
1680-200-80-00	FURNITURE & EQUIPMENT - IMS	5,000.00	5,000.00
1680-400-80-00	CONTR SVC-IMS	299,090.00	280,583.00
1680-435-80-00	TELEPHONE-IMS	39,000.00	57,000.00
1680-436-80-00	CELL PHONES-IMS	11,000.00	12,000.00
1680-441-80-00	REPAIR CONTRACTS-IMS	171,300.00	156,600.00
1680-450-80-00	RENTAL CHARGES-IMS	2,000.00	2,000.00
1680-460-80-00	TRAVEL - CONFERENCES - IM	3,000.00	3,000.00
1680-461-80-00	TRAVEL EXP-DIST BUSINESS-	1,000.00	1,000.00
1680-490-80-00	BOCES-IMS	140,861.00	152,361.00
1680-500-80-00	SUPPLIES & MATERIALS - IM	1,500.00	1,650.00
1680-501-80-00	CENTRAL WHSE SUPPLIES - I	2,200.00	3,200.00
1680-504-80-00	SUBSCRIPTIONS - IMS	900.00	-
1680-505-80-00	CONSUMABLES-COMPUTER RM-I	1,000.00	1,000.00
1680-522-80-00	REPAIR PARTS - IMS	79,000.00	82,000.00
1680-541-80-00	SOFTWARE-NETWORKING	2,732.00	3,500.00
1680-542-80-00	CABLE - IMS	3,268.00	5,000.00
	<b>1680 Central Data Processing</b>	<b>1,664,041.00</b>	<b>1,692,447.00</b>
1910-406-00-00	INSURANCE PREMIUMS	694,066.00	699,066.00
	<b>1910 Unallocated Insurance</b>	<b>694,066.00</b>	<b>699,066.00</b>
1930-407-00-00	JUDGEMENT AND CLAIMS	100,000.00	100,000.00
	<b>1930 Judgments and Claims</b>	<b>100,000.00</b>	<b>100,000.00</b>
1981-490-00-00	BOCES - ADMIN.	1,157,095.00	1,157,539.00
	<b>1981 BOCES Administrative Costs</b>	<b>1,157,095.00</b>	<b>1,157,539.00</b>
1989-400-00-00	CONTRACTED SERVICES	7,500.00	7,500.00
	<b>1989 Unclassified</b>	<b>7,500.00</b>	<b>7,500.00</b>
	<b>1... GENERAL SUPPORT</b>	<b>16,429,125.00</b>	<b>16,760,465.00</b>

**SHENENDEHOWA CENTRAL SCHOOL**

ACCOUNT	DESCRIPTION	2019-20 ADOPTED BUDGET	2020-21 PROPOSED BUDGET
2010-150-62-00	ADMIN. SALARIES - INSTR.	169,957.00	175,049.00
2010-160-62-00	CLERICAL SALARIES - INSTR	131,956.00	135,405.00
2010-167-62-00	LONGEVITY - INSTR. SERVIC	1,882.00	1,882.00
2010-180-62-00	CLERICAL SUBS - INSTR. SE	625.00	625.00
2010-400-62-00	CONTR SVC-INSTR SERV	5,000.00	10,000.00
2010-410-62-00	MEALS & REFRESH-INSTR SER	200.00	200.00
2010-461-62-00	TRAVEL EXP-DIST BUSINESS-	975.00	975.00
2010-490-62-00	BOCES - INSTR. SERV	3,000.00	3,000.00
2010-500-62-00	SUPPLIES & MATERIALS - IN	6,000.00	10,000.00
2010-501-62-00	WHSE SUPPLIES - INSTR. SE	1,200.00	1,200.00
	<b>2010 Curriculum Devel and Suprvsn</b>	<b>320,795.00</b>	<b>338,336.00</b>
2020-135-00-00	ELEM. COOR & DEPT. CHAIRS	27,429.00	27,568.00
2020-150-00-00	ADMIN. SALARIES	4,033,304.00	3,980,022.00
2020-152-00-00	ADMIN. - OTHER PAYMENTS	18,500.00	35,000.00
2020-160-00-00	CLERICAL SALARIES - OFFIC	1,367,434.00	1,433,755.00
2020-160-00-15	AQUATICS COORDINATOR	46,427.00	47,828.00
2020-164-00-00	CLERICAL SUMMER WORK	500.00	500.00
2020-164-13-00	CLERICAL - SUMMER WORK -	1,800.00	1,800.00
2020-164-15-00	CLERICAL - SUMMER WORK -	800.00	800.00
2020-164-16-00	CLERICAL - SUMMER WORK -	500.00	500.00
2020-165-21-00	NONINSTR. - OVERTIME - KOD	750.00	750.00
2020-165-24-00	NONINSTR. - OVERTIME - HS	394.00	394.00
2020-167-00-00	LONGEVITY	19,500.00	24,500.00
2020-404-17-00	MAILING & POSTAGE - CHA	-	150.00
2020-410-00-30	MEALS & REFRESH-SUM SCH	150.00	202.00
2020-441-17-00	REPAIR CONTRACTS - CHA	202.00	444.00
2020-459-17-00	OTHER - CHA	444.00	4,000.00
2020-460-00-00	TRAVEL & CONF	4,000.00	3,000.00
2020-461-00-00	TRAVEL - DISTRICT BUS. -	3,000.00	60,000.00
2020-490-00-00	BOCES SERVICES	60,000.00	100.00
2020-500-00-30	SUPPLIES - SUMMER SCHOOL	100.00	4,310.00
2020-500-11-00	SUPPLIES - SHA	4,310.00	7,862.00
2020-500-12-00	SUPPLIES - KAR	7,862.00	6,995.00
2020-500-13-00	SUPPLIES - ORE	6,995.00	6,723.00
2020-500-14-00	SUPPLIES - SKA	6,723.00	3,675.00
2020-500-15-00	SUPPLIES - TES	3,675.00	5,292.00
2020-500-16-00	SUPPLIES - OKT	5,292.00	7,699.00
2020-500-17-00	SUPPLIES - CHA	7,699.00	9,248.00
2020-500-18-00	SUPPLIES - ARO	9,248.00	300.00
2020-501-00-30	WHSE SUPPLIES - SUMMER SC	300.00	500.00
2020-501-12-00	WHSE SUPPLIES - KAR	500.00	-
2020-501-13-00	CENTRAL WHSE SUPPLIES - ORE	1,065.00	1,065.00
2020-501-14-00	WHSE SUPPLIES - SKA	800.00	800.00
2020-501-15-00	WHSE SUPPLIES - TES	500.00	500.00
2020-501-18-00	WHSE SUPPLIES - ARO	500.00	500.00
	<b>2020 Supervision-Regular School</b>	<b>5,640,703.00</b>	<b>5,676,782.00</b>
2060-132-62-00	TEACHER SUBS - SCORING -	25,000.00	25,000.00
2060-150-72-00	ADMIN. SALARIES - MGMT SE	163,052.00	167,938.00
2060-160-72-00	NONINSTR. SALARIES - MGMT	226,304.00	235,622.00
2060-165-72-00	NONINSTR. - OVERTIME - MG	15,900.00	15,900.00
2060-400-62-00	CONTRACTED SERVICES - INS	16,000.00	16,000.00
2060-400-72-00	CONTRACTED SERVICES-MGMT	4,500.00	4,500.00
2060-410-72-00	MEALS & REFRESHMENTS-MGMT	50.00	50.00
2060-461-72-00	TRAVEL-DIST BUSIN.-MILEAG	1,500.00	1,500.00
2060-490-62-00	BOCES - INST. SERV.	106,200.00	106,200.00
2060-490-72-00	BOCES - MGMT SERV & QC	60,000.00	60,000.00

**SHENENDEHOWA CENTRAL SCHOOL**

<b>ACCOUNT</b>	<b>DESCRIPTION</b>	<b>2019-20 ADOPTED BUDGET</b>	<b>2020-21 PROPOSED BUDGET</b>
2060-500-72-00	SUPPLIES - MGMT SERV & QC	1,500.00	1,500.00
2060-501-72-00	WHSE SUPPLIES - MGMT SERV	700.00	700.00
2060-504-62-00	SUBSCRIPTIONS - INST. SER	1,600.00	800.00
	<b>2060 Research, Planning &amp; Evaluation</b>	<b>622,306.00</b>	<b>635,710.00</b>
2070-100-74-00	TEACHERS - STAFF DEVELOPMENT	214,485.00	222,067.00
2070-115-62-00	TEACHERS - SUMMER WORK -	77,000.00	87,000.00
2070-121-74-00	TEACHERS - ADD'L PAY - ST	40,000.00	30,000.00
2070-160-74-00	CLERICAL SALARIES - STAFF	50,836.00	52,307.00
2070-410-74-00	MEALS & REFRESHMENTS - ST	1,000.00	1,000.00
2070-411-74-00	MEMBERSHIP FEES - STAFF D	2,500.00	2,500.00
2070-459-74-00	SYRACUSE UNIV. AP - STAFF	1,250.00	1,250.00
2070-460-00-00	INCIDENTIAL STAFF DEV. NEEDS	32,636.00	287,636.00
2070-460-74-00	TRAVEL - CONFERENCES - ST	28,000.00	28,000.00
2070-461-74-00	TRAVEL-DIST BUSIN.-MILEAG	400.00	400.00
2070-466-74-62	STAFF DEV. - CPR/AED TRAI	700.00	700.00
2070-490-74-00	BOCES - STAFF DEV.	20,000.00	30,000.00
2070-500-74-00	SUPPLIES - STAFF DEV.	2,000.00	2,000.00
2070-501-74-00	WHSE SUPPLIES - STAFF DEV	300.00	300.00
	<b>2070 Inservice Training-Instruction</b>	<b>471,107.00</b>	<b>745,160.00</b>
2110-100-00-00	TEACHERS - K - 5 & ELA	15,315,988.00	15,685,456.00
2110-100-00-06	TEACHERS - ENL	237,396.00	-
2110-100-00-10	TEACHERS - ART	474,931.00	527,201.00
2110-100-00-11	TEACHERS - GENERAL MUSIC	797,312.00	817,867.00
2110-100-00-12	TEACHERS - INSTRUMENTAL M	452,538.00	332,041.00
2110-100-00-15	TEACHERS - PHYSICAL ED	831,351.00	719,056.00
2110-100-00-25	TEACHERS - AIS/ISS	1,852,666.00	1,775,525.00
2110-100-00-26	TEACHERS - SPEECH	953,478.00	944,382.00
2110-100-00-29	TEACHERS - ENG NEW LANG	113,371.00	502,378.00
2110-100-00-36	TEACHER SALARIES - QUEST	70,160.00	141,315.00
2110-106-00-00	TEACHERS - GRADE 6	2,517,806.00	2,640,309.00
2110-107-00-01	TEACHERS - ENGLISH	1,137,976.00	1,113,391.00
2110-107-00-02	TEACHERS - MATH	1,250,900.00	1,285,526.00
2110-107-00-03	TEACHERS - SOCIAL STUDIES	989,015.00	1,020,117.00
2110-107-00-04	TEACHERS - SCIENCE	874,493.00	917,918.00
2110-107-00-05	TEACHERS - HEALTH	266,880.00	266,516.00
2110-107-00-06	TEACHERS - LOTE	952,066.00	904,278.00
2110-107-00-10	TEACHERS - ART	350,177.00	219,817.00
2110-107-00-11	TEACHERS - GENERAL MUSIC	247,101.00	222,829.00
2110-107-00-12	TEACHERS - INSTRUMENTAL M	295,604.00	300,024.00
2110-107-00-15	TEACHERS - PHYSICAL ED	787,691.00	806,912.00
2110-107-00-20	TEACHERS - TECHNOLOGY	773,713.00	749,057.00
2110-107-00-21	TEACHERS - FACS	339,328.00	313,020.00
2110-107-00-25	TEACHERS - AIS/ISS	275,314.00	285,997.00
2110-107-00-26	TEACHERS - SPEECH	148,968.00	157,040.00
2110-107-00-29	TEACHERS - ENL	41,361.00	52,367.00
2110-109-00-00	TEACHERS - FOCUS	199,639.00	-
2110-109-00-01	TEACHERS - ENGLISH	1,666,536.00	1,822,678.00
2110-109-00-02	TEACHERS - MATH	2,147,226.00	2,306,729.00
2110-109-00-03	TEACHERS - SOCIAL STUDIES	2,049,993.00	2,211,737.00
2110-109-00-04	TEACHERS - SCIENCE	2,647,018.00	2,766,969.00
2110-109-00-05	TEACHERS - HEALTH	224,496.00	261,779.00
2110-109-00-06	TEACHERS - LOTE	1,248,958.00	1,336,975.00
2110-109-00-10	TEACHERS - ART	874,751.00	782,673.00
2110-109-00-11	TEACHERS - GENERAL MUSIC	193,825.00	207,096.00
2110-109-00-12	TEACHERS - INSTR. MUSIC	287,982.00	400,381.00
2110-109-00-15	TEACHERS - PHYSICAL ED.	950,786.00	1,144,915.00

**SHENENDEHOWA CENTRAL SCHOOL**

<b>ACCOUNT</b>	<b>DESCRIPTION</b>	<b>2019-20 ADOPTED BUDGET</b>	<b>2020-21 PROPOSED BUDGET</b>
2110-109-00-20	TEACHERS - TECHNOLOGY	678,846.00	742,015.00
2110-109-00-21	TEACHERS - FACS	120,899.00	152,418.00
2110-109-00-22	TEACHERS - BUSINESS	506,106.00	572,909.00
2110-109-00-25	TEACHERS - AIS/ISS	383,029.00	385,120.00
2110-109-00-26	TEACHERS - SPEECH	131,461.00	138,576.00
2110-109-00-29	TEACHERS - ENL	10,991.00	-
2110-109-00-40	TEACHERS - REGENTS REVIEW	-	750.00
2110-115-00-25	TEACHERS - SUMMER LITERAC	28,000.00	53,000.00
2110-115-24-00	TEACHERS - SUMMER WORK -	500.00	500.00
2110-120-00-00	TEACHERS - KINDERGARTEN SCREENING	-	5,000.00
2110-121-00-00	TEACHER SALARIES - MATURA	4,900.00	4,900.00
2110-121-18-00	TEACHERS - ADD'L PAY - ARON	3,000.00	3,000.00
2110-121-00-25	TEACHER SALARIES - AIS/ISS	32,000.00	34,000.00
2110-121-24-00	TEACHERS - ADD'L PAY - HS	5,000.00	5,000.00
2110-130-00-00	TEACHER SUBS	1,675,000.00	1,750,000.00
2110-131-24-00	TE SUBS - RELEASE TIME -	2,500.00	2,500.00
2110-147-24-00	IN SCHOOL TUTORING SUPPORT - HS	13,000.00	13,000.00
2110-160-00-00	CLERICAL SALARIES - OFFIC	422,401.00	252,829.00
2110-164-00-00	NONINSTR - SUMMER WORK	1,500.00	1,500.00
2110-164-11-00	CLERICAL-SUMMER WORK-SHAT	1,600.00	1,600.00
2110-164-12-00	CLERICAL - SUMMER WORK - KAR	201.00	201.00
2110-164-14-00	CLERICAL - SUMMER WORK - SKA	600.00	600.00
2110-164-15-00	CLERICAL - SUMMER WORK - TES	200.00	200.00
2110-164-18-00	CLERICAL - SUMMER WORK - ARO	1,400.00	1,400.00
2110-164-19-00	CLERICAL - SUMMER WORK - ACA	500.00	500.00
2110-164-21-00	CLERICAL - SUMMER WORK - KOD	500.00	500.00
2110-164-22-00	CLERICAL - SUMMER WORK - GOW	500.00	500.00
2110-164-24-00	CLERICAL - SUMMER WORK - HS	3,432.00	3,432.00
2110-165-19-00	NONINSTR. - OVERTIME/ADD'L - ACA	750.00	750.00
2110-165-20-00	NONINSTR. - OVERTIME - MS CORE	500.00	500.00
2110-165-22-00	NONINSTR. - OVERTIME - GOW	250.00	250.00
2110-165-24-00	NONINSTR. - OVERTIME - HS	3,473.00	3,473.00
2110-167-00-00	LONGEVITY	59,000.00	62,000.00
2110-168-00-00	AIDES - ELEM. CLASSROOM	1,190,867.00	1,177,895.00
2110-170-00-00	AIDES - TAP & ALT. ED	104,006.00	87,806.00
2110-170-00-20	AIDES - TECHNOLOGY	11,295.00	11,182.00
2110-170-00-25	AIDES - AIS/ISS	24,730.00	24,730.00
2110-170-00-27	STRUCTURED STUDY HALL	-	98,276.00
2110-171-00-00	CAFE & HALL MONITORS	1,983,193.00	2,007,760.00
2110-172-00-00	SR. SCHOOL MONITORS	237,261.00	250,474.00
2110-180-00-00	NONINSTR. SUBS	300,000.00	50,000.00
2110-184-00-00	LIFEGUARDS - INSTRUCTIONA	32,000.00	32,000.00
2110-200-00-00	FURN & EQUIP - NEW	105,000.00	205,000.00
2110-200-00-99	FURN & EQUIP - INNOVATION	275,000.00	150,000.00
2110-201-00-00	FURN & EQUIP - REPLACEMEN	200,000.00	200,000.00
2110-230-00-00	SAVE - FURN & EQUIP	115,000.00	140,000.00
2110-400-00-00	CONTRACTED SERVICES	75,000.00	75,000.00
2110-400-13-12	CONTR SVC - ORE - INST MUS	350.00	350.00
2110-400-20-00	CONTR SVC - MS CORE	1,500.00	1,500.00
2110-400-20-11	CONTR SVC - MS CORE - MUSIC	1,750.00	1,750.00
2110-400-22-00	CONTR SVC - GOW	600.00	600.00
2110-400-24-00	CONTR SVC - HS	48,825.00	48,825.00
2110-400-24-11	CONTR SVC - HS - MUSIC	1,750.00	1,750.00
2110-400-24-04	CONTR SVC - HS - SCIENCE	3,000.00	3,000.00
2110-400-24-20	CONTR SVC - HS - TECHNOLO	4,400.00	4,400.00
2110-404-22-00	MAILING & POSTAGE - GOW	50.00	50.00
2110-404-24-00	MAILING & POSTAGE - HS	1,380.00	1,380.00
2110-405-17-00	PRINTING - CHA	504.00	504.00

**SHENENDEHOWA CENTRAL SCHOOL**

<b>ACCOUNT</b>	<b>DESCRIPTION</b>	<b>2019-20 ADOPTED BUDGET</b>	<b>2020-21 PROPOSED BUDGET</b>
2110-410-11-00	MEALS & REFRESH - SHA	425.00	425.00
2110-410-12-00	MEALS & REFRESH - KAR	500.00	500.00
2110-410-13-00	MEALS & REFRESH - ORE	412.00	412.00
2110-410-14-00	MEALS & REFRESH - SKA	250.00	250.00
2110-410-15-00	MEALS & REFRESH - TES	397.00	397.00
2110-410-16-00	MEALS & REFRESH - OKT	350.00	350.00
2110-410-17-00	MEALS & REFRESH - CHA	403.00	403.00
2110-410-18-00	MEALS & REFRESHMENTS-ARO	385.00	385.00
2110-410-20-00	MEALS & REFRESH - MS CORE	500.00	500.00
2110-410-21-00	MEALS & REFRESH - KOD	500.00	500.00
2110-410-22-00	MEALS & REFRESH - GOW	750.00	750.00
2110-410-24-00	MEALS & REFRESH - HS	2,600.00	2,600.00
2110-411-24-22	MEMBERSHIP FEES - HS - BU	270.00	270.00
2110-414-12-00	SERVICE FEES - KAR	900.00	900.00
2110-414-24-00	SERVICE FEES - HS	2,575.00	2,575.00
2110-420-24-00	GRADUATION - HS	26,000.00	26,000.00
2110-421-00-00	SCIENCE KITS	8,000.00	8,000.00
2110-422-00-00	ARTS-IN-ED	43,000.00	43,000.00
2110-423-22-00	FUND FOR INNOVATION - GOW	1,500.00	1,500.00
2110-427-20-21	COMM SERVICES - MS CORE -	1,500.00	1,500.00
2110-430-00-00	CONTR SVC-SAVE	20,000.00	20,000.00
2110-441-11-12	REPAIR CONTR - SHA - INST	700.00	700.00
2110-441-12-12	REPAIR CONTR - KAR - INST	522.00	522.00
2110-441-13-12	REPAIR CONTR - ORE - INST	514.00	514.00
2110-441-14-12	REPAIR CONTR - SKA - INST	520.00	520.00
2110-441-15-12	REPAIR CONTR - TES - INST	496.00	496.00
2110-441-16-12	REPAIR CONTR - OKT - INST	450.00	450.00
2110-441-17-12	REPAIR CONTR - CHA - INST	502.00	502.00
2110-441-18-12	REPAIR CONTR - ARO - INST	482.00	482.00
2110-441-19-00	REPAIR CONTR - ACA	200.00	200.00
2110-441-20-04	REPAIR CONTRACTS - MS COR	4,000.00	4,000.00
2110-441-20-12	REPAIR CONTR - MS CORE -	3,500.00	3,500.00
2110-441-22-00	REPAIR CONTR - GOW	200.00	200.00
2110-441-24-00	REPAIR CONTR - HS	500.00	500.00
2110-441-24-12	REPAIR CONTR - HS - INSTR	5,000.00	5,000.00
2110-447-17-00	TRANS SERVICES - CHA	2,520.00	2,520.00
2110-447-24-00	TRANS SERVICES - HS	2,520.00	2,520.00
2110-450-00-00	RENTAL CHARGES	5,950.00	5,950.00
2110-450-12-00	RENTAL CHARGES - KAR	2,145.00	2,145.00
2110-450-13-00	RENTAL CHARGES - ORE	2,999.00	2,999.00
2110-450-14-00	RENTAL CHARGES - SKA	2,288.00	2,288.00
2110-450-15-00	RENTAL CHARGES - TES	992.00	992.00
2110-450-17-00	RENTAL CHARGES - CHA	1,974.00	1,974.00
2110-450-18-00	RENTAL CHARGES - ARO	1,900.00	1,900.00
2110-450-19-00	RENTAL CHARGES - ACA	1,350.00	1,350.00
2110-450-21-00	RENTAL CHARGES - KOD	4,000.00	4,000.00
2110-450-22-00	RENTAL CHARGES - GOW	1,500.00	1,500.00
2110-450-24-00	RENTAL CHARGES - HS	22,000.00	22,000.00
2110-459-24-04	OTHER - HS - SCIENCE	4,000.00	4,000.00
2110-459-24-12	OTHER - HS - INSTR MUSIC	800.00	800.00
2110-460-11-00	TRAVEL - CONF - SHA	200.00	200.00
2110-460-14-00	TRAVEL - CONF - SKA	440.00	440.00
2110-460-15-00	TRAVEL - CONF - TES	400.00	400.00
2110-460-19-00	TRAVEL - CONF - ACA	2,000.00	2,000.00
2110-460-20-00	TRAVEL - CONF - MS CORE	2,000.00	2,000.00
2110-460-21-00	TRAVEL - CONF - KOD	1,000.00	1,000.00
2110-460-22-00	TRAVEL - CONF - GOW	1,000.00	1,000.00
2110-460-24-00	TRAVEL - CONF - HS	14,000.00	14,000.00

**SHENENDEHOWA CENTRAL SCHOOL**

<b>ACCOUNT</b>	<b>DESCRIPTION</b>	<b>2019-20 ADOPTED BUDGET</b>	<b>2020-21 PROPOSED BUDGET</b>
2110-461-00-00	TRAVEL - DIST. BUSINESS -	4,500.00	4,500.00
2110-461-12-00	TRAVEL - DIST BUSIN - KAR	225.00	225.00
2110-461-17-00	TRAVEL - DIST BUSIN - CHA	756.00	756.00
2110-461-24-00	TRAVEL - DIST BUSIN - HS	1,200.00	1,200.00
2110-461-24-22	TRAVEL EXP-DIST BUS - HS	1,300.00	1,300.00
2110-465-21-00	STAFF DEVELOPMENT - KOD	1,000.00	1,000.00
2110-465-22-00	STAFF DEVELOPMENT - GOW	700.00	700.00
2110-473-00-00	CHARTER SCHOOLS	138,787.00	114,624.00
2110-480-00-00	TEXTBOOKS	51,300.00	51,300.00
2110-480-00-02	TEXTBOOKS - MATH	140,000.00	140,000.00
2110-480-00-03	TEXTBOOKS - SOCIAL STUDIE	142,000.00	142,000.00
2110-480-00-04	TEXTBOOKS - SCIENCE	28,000.00	28,000.00
2110-480-00-06	TEXTBOOKS - LOTE	34,500.00	34,500.00
2110-480-00-11	TEXTBOOKS - MUSIC	2,700.00	2,700.00
2110-480-00-20	TEXTBOOKS - TECHNOLOGY	9,600.00	9,600.00
2110-480-00-21	TEXTBOOKS - FACS	7,000.00	7,000.00
2110-480-00-34	TEXTBOOKS - NON-PUBLIC	85,490.00	85,490.00
2110-480-11-00	TEXTBOOKS - SHA	5,600.00	5,600.00
2110-480-12-00	TEXTBOOKS - KAR	5,016.00	5,016.00
2110-480-13-00	TEXTBOOKS - ORE	5,144.00	5,144.00
2110-480-14-00	TEXTBOOKS - SKA	5,199.00	5,199.00
2110-480-15-00	TEXTBOOKS - TES	4,959.00	4,959.00
2110-480-16-00	TEXTBOOKS - OKT	4,592.00	4,592.00
2110-480-17-00	TEXTBOOKS - CHA	5,039.00	5,039.00
2110-480-18-00	TEXTBOOKS - ARO	4,816.00	4,816.00
2110-480-20-00	TEXTBOOKS - MS CORE	16,000.00	16,000.00
2110-480-24-01	TEXTBOOKS - HS - ENGLISH	15,000.00	15,000.00
2110-480-24-02	TEXTBOOKS - HS - MATH	5,000.00	5,000.00
2110-480-24-03	TEXTBOOKS - HS - SOCIAL S	5,000.00	5,000.00
2110-480-24-04	TEXTBOOKS - HS - SCIENCE	5,000.00	5,000.00
2110-480-24-05	TEXTBOOKS - HS - HEALTH	5,000.00	5,000.00
2110-480-24-06	TEXTBOOKS - HS - LOTE	5,000.00	5,000.00
2110-480-24-11	TEXTBOOKS - HS - MUSIC	1,000.00	1,000.00
2110-480-24-20	TEXTBOOKS - HS - TECHNOLO	1,000.00	1,000.00
2110-480-24-21	TEXTBOOKS - HS - FACS	300.00	300.00
2110-480-24-22	TEXTBOOKS - HS - BUSINESS	1,200.00	1,200.00
2110-481-00-00	TEXTBOOKS - EXTRA SECTION	74,644.00	74,644.00
2110-483-00-00	CONSUMABLES & MANIPULATIV	105,000.00	105,000.00
2110-490-00-00	BOCES - COPIERS	280,450.00	280,450.00
2110-490-00-04	BOCES SCIENCE KITS	227,505.00	148,000.00
2110-490-00-05	BOCES HEALTH	8,100.00	8,100.00
2110-490-00-10	BOCES ARTS IN ED	136,616.00	136,616.00
2110-490-00-75	BOCES - VIDEOCONFERENCING	10,955.00	14,300.00
2110-490-01-00	BOCES I-READY	52,000.00	58,000.00
2110-490-24-00	BOCES - HS	3,700.00	3,700.00
2110-500-00-00	SUPPLIES - COPY PAPER	140,000.00	140,000.00
2110-500-00-36	SUPPLIES - QUEST (ES PROG	1,700.00	1,700.00
2110-500-10-00	SUPPLIES - DISTRICT WIDE	35,000.00	35,000.00
2110-500-11-00	SUPPLIES - SHA	13,569.00	13,569.00
2110-500-11-10	SUPPLIES - SHA - ART	2,625.00	2,625.00
2110-500-11-12	SUPPLIES - SHA - INSTRU M	1,800.00	1,800.00
2110-500-11-15	SUPPLIES - SHA - PE	1,000.00	1,000.00
2110-500-12-00	SUPPLIES - KAR	4,879.00	4,879.00
2110-500-12-10	SUPPLIES - KAR - ART	1,723.00	1,723.00
2110-500-12-12	SUPPLIES - KAR - INSTRU M	1,310.00	1,310.00
2110-500-12-15	SUPPLIES - KAR - PE	657.00	657.00
2110-500-12-25	SUPPLIES - KAR - AIS/ISS	285.00	285.00
2110-500-12-26	SUPPLIES - KAR - SPEECH	247.00	247.00



**SHENENDEHOWA CENTRAL SCHOOL**

<b>ACCOUNT</b>	<b>DESCRIPTION</b>	<b>2019-20 ADOPTED BUDGET</b>	<b>2020-21 PROPOSED BUDGET</b>
2110-500-13-00	SUPPLIES - ORE	8,658.00	15,058.00
2110-500-13-10	SUPPLIES - ORE - ART	3,831.00	3,831.00
2110-500-13-12	SUPPLIES - ORE - INSTRU M	1,496.00	1,496.00
2110-500-13-15	SUPPLIES - ORE - PE	892.00	892.00
2110-500-13-25	SUPPLIES - ORE - AIS/ISS	543.00	543.00
2110-500-13-26	SUPPLIES - ORE - SPEECH	334.00	334.00
2110-500-14-00	SUPPLIES - SKA	15,777.00	15,777.00
2110-500-14-10	SUPPLIES - SKA - ART	3,427.00	3,427.00
2110-500-14-12	SUPPLIES - SKA - INSTRU M	1,626.00	1,626.00
2110-500-14-15	SUPPLIES - SKA - PE	797.00	797.00
2110-500-14-25	SUPPLIES - SKA - AIS/ISS	636.00	636.00
2110-500-14-26	SUPPLIES - SKA - SPEECH	199.00	199.00
2110-500-15-00	SUPPLIES - TES	3,547.00	8,565.00
2110-500-15-10	SUPPLIES - TES - ART	1,667.00	1,667.00
2110-500-15-12	SUPPLIES - TES - INSTRU M	1,331.00	1,331.00
2110-500-15-15	SUPPLIES - TES - PE	667.00	667.00
2110-500-15-25	SUPPLIES - TES - AIS/ISS	306.00	306.00
2110-500-15-26	SUPPLIES - TES - SPEECH	250.00	250.00
2110-500-16-00	SUPPLIES - OKT	14,797.00	14,797.00
2110-500-16-10	SUPPLIES - OKT - ART	3,500.00	3,500.00
2110-500-16-12	SUPPLIES - OKT - INSTRU M	1,250.00	1,250.00
2110-500-16-15	SUPPLIES - OKT - PE	800.00	800.00
2110-500-16-25	SUPPLIES - OKT - AIS/ISS	600.00	600.00
2110-500-16-26	SUPPLIES - OKT - SPEECH	300.00	300.00
2110-500-17-00	SUPPLIES - CHA	15,700.00	15,700.00
2110-500-17-10	SUPPLIES - CHA - ART	3,345.00	3,345.00
2110-500-17-12	SUPPLIES - CHA - INSTRU M	1,611.00	1,611.00
2110-500-17-15	SUPPLIES - CHA - PE	778.00	778.00
2110-500-17-25	SUPPLIES - CHA - AIS/ISS	475.00	475.00
2110-500-17-26	SUPPLIES - CHA - SPEECH	292.00	292.00
2110-500-18-00	SUPPLIES - ARO	21,174.00	21,174.00
2110-500-18-10	SUPPLIES - ARO - ART	4,286.00	4,286.00
2110-500-18-12	SUPPLIES - ARO - INSTRU M	2,064.00	2,064.00
2110-500-18-15	SUPPLIES - ARO - PE	997.00	997.00
2110-500-18-25	SUPPLIES - ARO - AIS/ISS	607.00	607.00
2110-500-18-26	SUPPLIES - ARO - SPEECH	374.00	374.00
2110-500-19-00	SUPPLIES - ACA	9,907.00	9,907.00
2110-500-20-00	SUPPLIES - MS CORE	18,300.00	18,300.00
2110-500-20-01	SUPPLIES - MS CORE - ENGL	1,398.00	1,398.00
2110-500-20-02	SUPPLIES MS CORE - MATH	1,398.00	1,398.00
2110-500-20-03	SUPPLIES - MS CORE - SOCI	2,398.00	2,398.00
2110-500-20-04	SUPPLIES - MS CORE - SCIE	12,591.00	12,591.00
2110-500-20-05	SUPPLIES - MS CORE - HEAL	398.00	398.00
2110-500-20-06	SUPPLIES - MS CORE - LOTE	1,398.00	1,398.00
2110-500-20-10	SUPPLIES - MS CORE - ART	11,048.00	11,048.00
2110-500-20-11	SUPPLIES - MS CORE - MUSI	3,262.00	3,262.00
2110-500-20-12	SUPPLIES - MS CORE - INST	2,143.00	2,143.00
2110-500-20-15	SUPPLIES - MS CORE - PE	4,193.00	4,193.00
2110-500-20-20	SUPPLIES - MS CORE - TECH	16,000.00	16,000.00
2110-500-20-21	SUPPLIES - MS CORE - FACS	10,500.00	10,500.00
2110-500-20-26	SUPPLIES - MS CORE - SPEE	466.00	466.00
2110-500-21-00	SUPPLIES - KOD	12,115.00	12,115.00
2110-500-22-00	SUPPLIES - GOW	6,710.00	6,710.00
2110-500-24-00	SUPPLIES - HS	18,104.00	18,104.00
2110-500-24-01	SUPPLIES - HS	1,000.00	1,000.00
2110-500-24-02	SUPPLIES - HS - MATH	1,003.00	1,003.00
2110-500-24-03	SUPPLIES - HS - SOCIAL ST	2,439.00	2,439.00
2110-500-24-04	SUPPLIES - HS - SCIENCE	20,712.00	20,712.00

**SHENENDEHOWA CENTRAL SCHOOL**

<b>ACCOUNT</b>	<b>DESCRIPTION</b>	<b>2019-20 ADOPTED BUDGET</b>	<b>2020-21 PROPOSED BUDGET</b>
2110-500-24-05	SUPPLIES - HS - HEALTH	174.00	174.00
2110-500-24-06	SUPPLIES - HS - LOTE	871.00	871.00
2110-500-24-10	SUPPLIES - HS - ART	6,000.00	6,000.00
2110-500-24-11	SUPPLIES - HS - MUSIC	2,523.00	2,523.00
2110-500-24-12	SUPPLIES - HS - INSTRU MU	2,962.00	2,962.00
2110-500-24-15	SUPPLIES - HS - PE	4,356.00	4,356.00
2110-500-24-1F	ART SUPPLIES-HS-STUDENT	25,000.00	25,000.00
2110-500-24-20	SUPPLIES - HS - TECHNOLOGY	23,100.00	23,100.00
2110-500-24-21	SUPPLIES - HS - FACS	1,917.00	1,917.00
2110-500-24-22	SUPPLIES - HS - BUSINESS	610.00	610.00
2110-500-24-25	SUPPLIES - HS - AIS/ISS	1,394.00	1,394.00
2110-500-24-AU	SUPPLIES HS AUTO TECH	1,000.00	1,000.00
2110-500-24-HO	SUPPLIES HS HOUSE	2,500.00	2,500.00
2110-500-62-00	SUPPLIES LITER SPECIALIST	3,000.00	3,000.00
2110-501-00-00	CENT WHSE SUPPLIES	1,000.00	1,000.00
2110-501-11-00	CENT WHSE SUPPLIES - SHA	5,000.00	5,000.00
2110-501-11-10	CENT WHSE SUPPLIES - SHA - ART	500.00	500.00
2110-501-12-00	CENT WHSE SUPPLIES - KAR	2,400.00	2,400.00
2110-501-12-10	CENT WHSE SUPPLIES - KAR-ART	1,100.00	1,100.00
2110-501-12-12	CENT WHSE SUPPLIES - KAR-Inst MUSIC	50.00	50.00
2110-501-12-25	CENT WHSE SUPPLIES - KAR - AIS	115.00	115.00
2110-501-13-00	CENT WHSE SUPPLIES - ORE	3,500.00	3,500.00
2110-501-14-00	CENT WHSE SUPPLIES - SKA	1,600.00	1,600.00
2110-501-14-12	CENT WHSE SUPPLIES - SKA - INSTR MUSIC	25.00	25.00
2110-501-14-25	CENT WHSE SUPPLIES - SKA - AIS	25.00	25.00
2110-501-14-26	CENT WHSE SUPPLIES - SKA - SPEECH	100.00	100.00
2110-501-15-00	CENT WHSE SUPPLIES - TES	1,500.00	1,500.00
2110-501-15-10	CENT WHSE SUPPLIES - TES - ART	700.00	700.00
2110-501-15-12	CENT WHSE SUPPLIES - TES - INSTR MUSIC	50.00	50.00
2110-501-15-25	CENT WHSE SUPPLIES - TES - AIS	100.00	100.00
2110-501-16-00	CENT WHSE SUPPLIES - OKT	2,500.00	2,500.00
2110-501-19-00	CENT WHSE SUPPLIES - ACA	3,750.00	3,750.00
2110-501-20-00	CENT WHSE SUPPLIES - MS CORE	1,500.00	1,500.00
2110-501-20-02	CENT WHSE SUP - MS CORE - MATH	500.00	500.00
2110-501-20-04	CENT WHSE SUP - MS CORE - SCIENCE	500.00	500.00
2110-501-20-20	CENT WHSE SUP - MS CORE - TECH	3,000.00	3,000.00
2110-501-22-00	CENT WHSE SUPPLIES - GOW	4,050.00	4,050.00
2110-501-24-00	CENT WHSE SUPPLIES - HS	18,341.00	18,341.00
2110-501-24-01	CENT WHSE SUPPLIES - HS - ENGLISH	1,300.00	1,300.00
2110-501-24-02	CENT WHSE SUPPLIES - HS - MATH	452.00	452.00
2110-501-24-03	CENT WHSE SUPPLIES - HS - SOC STUDIES	1,620.00	1,620.00
2110-501-24-04	CENTL WHSE SUPPLIES - HS - SCIENCE	1,000.00	1,000.00
2110-501-24-05	CENT WHSE SUPPLIES - HS - HEALTH	75.00	75.00
2110-501-24-06	CENT WHSE SUPPLIES - HS - LOTE	750.00	750.00
2110-501-24-10	CENT WHSE SUPPLIES - HS - ART	5,000.00	5,000.00
2110-501-24-11	CENT WHSE SUPPLIES - HS - MUSIC	250.00	250.00
2110-501-24-15	CENT WHSE SUPPLIES - HS - PE	400.00	400.00
2110-501-24-20	CENT WHSE SUPPLIES - HS - TECH	850.00	850.00
2110-501-24-21	CENT WHSE SUPPLIES - HS - FACS	300.00	300.00
2110-501-24-22	CENT WHSE SUPPLIES - HS - BUSINESS	300.00	300.00
2110-501-24-25	CENT WHSE SUPPLIES - HS - AIS/ISS	3,800.00	3,800.00
2110-504-11-00	SUBSCRIPTIONS - SHA	3,000.00	3,000.00
2110-504-18-00	SUBSCRIPTIONS - ARO	645.00	645.00
2110-504-19-00	SUBSCRIPTIONS - ACA	850.00	850.00
2110-504-20-00	SUBSCRIPTIONS - MS CORE	3,000.00	3,000.00
2110-504-21-00	SUBSCRIPTIONS - KOD	370.00	370.00
2110-504-22-00	SUBSCRIPTIONS - GOW	250.00	250.00
2110-504-24-00	SUBSCRIPTIONS - HS	500.00	500.00

**SHENENDEHOWA CENTRAL SCHOOL**

<b>ACCOUNT</b>	<b>DESCRIPTION</b>	<b>2019-20 ADOPTED BUDGET</b>	<b>2020-21 PROPOSED BUDGET</b>
2110-504-24-02	SUBSCRIPTIONS - HS - MATH	474.00	474.00
2110-506-00-00	SCIENCE MATERIALS	16,000.00	16,000.00
2110-530-00-00	SUPPLIES - SAVE	20,000.00	20,000.00
2110-540-24-02	COMPUTER SOFTWARE - HS -	200.00	200.00
2110-540-24-20	COMPUTER SOFTWARE - HS -	600.00	600.00
2110-540-24-21	COMPUTER SOFTWARE - HS -	200.00	200.00
2110-540-24-22	COMPUTER SOFTWARE - HS -B	250.00	250.00
2110-561-20-00	FUND FOR INNOVATION - MS	500.00	500.00
2110-562-20-00	STUDENT LEADERSHIP - MS C	500.00	500.00
2110-563-20-00	TECHNOLOGY - MS CORE	3,500.00	3,500.00
	<b>2110 Teaching-Regular School</b>	<b>56,178,429.00</b>	<b>57,156,656.00</b>
2250-100-00-28	TEACHERS - SPECIAL ED	2,293,452.00	3,265,653.00
2250-107-00-28	TEACHERS - RESOURCE - SPE	1,892,900.00	1,728,498.00
2250-109-00-28	TEACHERS - SPECIAL ED	1,843,086.00	1,505,366.00
2250-145-00-32	HOME TUTORING - SPECIAL E	12,000.00	12,000.00
2250-150-64-00	ADMIN. SALARIES	375,861.00	473,785.00
2250-160-64-00	NONINSTR. SALARIES	209,893.00	219,834.00
2250-165-64-00	NONINSTR. - OVERTIME	600.00	600.00
2250-167-00-00	NONINSTR. LONGEVITY	58,000.00	58,000.00
2250-167-64-00	LONGEVITY	2,500.00	2,500.00
2250-169-00-28	AIDES - AFTER SCHOOL ACTI	11,000.00	11,000.00
2250-170-00-28	AIDES - SPECIAL ED	3,650,340.00	3,609,218.00
2250-180-00-28	NONINSTR. SUBS - SPECIAL ED	5,000.00	5,000.00
2250-400-00-28	CONTR SVC - RELATED SVCS.	496,860.00	536,860.00
2250-400-00-32	CONTR SVC-OUT OF DISTRICT	422,000.00	382,000.00
2250-400-64-00	CONTRACTED SERVICES	25,000.00	25,000.00
2250-404-64-00	MAILING & POSTAGE	450.00	450.00
2250-410-64-00	MEALS & REFRESHMENTS	400.00	400.00
2250-412-64-00	LICENSE (IEP DIRECT)	26,800.00	26,800.00
2250-441-00-28	REPAIR CONTRACTS-SPEC ED	1,000.00	1,000.00
2250-447-20-28	DISTRICT BUSES - SPECIAL	1,500.00	1,500.00
2250-461-64-00	TRAVEL - DIST. BUSINESS -	5,000.00	5,000.00
2250-466-64-00	MANDATED TRAINING	4,000.00	4,000.00
2250-472-00-32	TUITIONS CHARGES-OUT OF D	1,675,000.00	1,675,000.00
2250-490-00-32	BOCES-OUT OF DISTRICT	975,696.00	975,696.00
2250-500-00-28	SUPPLIES - SPECIAL ED	13,200.00	13,200.00
2250-500-11-28	SUPPLIES - SHA - SPECIAL	1,800.00	1,800.00
2250-500-12-28	SUPPLIES - KAR - SPECIAL	1,160.00	1,160.00
2250-500-13-28	SUPPLIES - ORE - SPECIAL	1,191.00	1,191.00
2250-500-14-28	SUPPLIES - SKA - SPECIAL	600.00	600.00
2250-500-15-28	SUPPLIES - TES - SPECIAL	839.00	839.00
2250-500-16-28	SUPPLIES - OKT - SPECIAL	450.00	450.00
2250-500-17-28	SUPPLIES - CHA - SPECIAL	1,049.00	1,049.00
2250-500-18-28	SUPPLIES - ARO - SPECIAL	1,336.00	1,336.00
2250-500-20-28	LIFE SKILLS SUP - MS CORE	2,800.00	2,800.00
2250-500-24-28	SUPPLIES - HS - SPECIAL E	5,000.00	5,000.00
2250-500-64-00	SUPPLIES & MATERIALS	2,250.00	2,250.00
2250-501-00-28	CENT WHSE SUPPLIES - SPEC	600.00	600.00
2250-501-11-28	CENT WHSE SUPPLIES - SHA - SPECIAL ED	200.00	200.00
2250-501-14-28	CENT WHSE SUPPLIES - SKA - SPECIAL ED	300.00	300.00
2250-501-15-28	CENT WHSE SUPPLIES - TES - SPECIAL ED	200.00	200.00
2250-501-24-28	CENT WHSE SUPPLIES - HS -	2,000.00	2,000.00
2250-501-64-00	CENTRAL WHSE SUPPLIES	2,100.00	2,100.00
2250-504-00-28	SUBSCRIPTIONS - SPECIAL E	2,000.00	2,000.00
2250-504-64-00	SUBSCRIPTIONS	1,500.00	1,500.00
2250-540-00-28	COMPUTER SOFTWARE - SPECI	51,000.00	51,000.00
	<b>2250 Prg For Sdnts w/Disabil-Med Elgble</b>	<b>14,079,913.00</b>	<b>14,616,735.00</b>

**SHENENDEHOWA CENTRAL SCHOOL**

<b>ACCOUNT</b>	<b>DESCRIPTION</b>	<b>2019-20 ADOPTED BUDGET</b>	<b>2020-21 PROPOSED BUDGET</b>
2280-490-00-00	BOCES - OCC. ED-TECHNOLOG	1,108,822.00	1,176,033.00
	<b>2280 Occupational Education(Grades 9-12)</b>	<b>1,108,822.00</b>	<b>1,176,033.00</b>
2330-115-00-30	TEACHERS - SUMMER SCHOOL	130,000.00	130,000.00
2330-127-00-30	SUMMER SCHOOL COUNSELORS	4,350.00	4,350.00
2330-128-00-30	EXAM PROCTORS AND SCORERS	8,000.00	9,500.00
2330-130-00-30	TEACHER SUBS - SUMMER SCH	1,300.00	1,300.00
2330-145-00-32	HOME TUTORING - MEDICAL &	145,000.00	155,000.00
2330-146-00-32	HOME TUTORING - SUSPENSIO	65,000.00	65,000.00
2330-150-00-30	ADMIN SALARIES SUMMER SCH	13,500.00	13,500.00
2330-160-00-30	CLERICAL - SUMMER SCHOOL	5,000.00	5,800.00
2330-170-00-30	AIDES - SUMMER SCHOOL	3,000.00	3,000.00
2330-171-00-30	MONITORS - SUMMER SCHOOL	17,000.00	17,000.00
2330-173-00-30	NURSES SUMMER SCHOOL	4,000.00	4,000.00
2330-400-00-30	CONTR SVC-SUMMER	1,000.00	1,000.00
2330-472-00-32	TUITIONS CHARGES-OUT OF D	35,000.00	40,000.00
2330-500-00-30	SUPPLIES - SUMMER SCHOOL	550.00	550.00
	<b>2330 Teaching-Special Schools</b>	<b>432,700.00</b>	<b>450,000.00</b>
2610-100-00-00	TEACHERS - LIBRARIANS	593,393.00	615,027.00
2610-107-00-00	TEACHERS - LIBRARIANS	138,209.00	145,695.00
2610-109-00-00	TEACHERS - LIBRARIANS	217,431.00	217,431.00
2610-115-00-30	LIBRARIANS - SUMMER SCHOO	4,212.00	4,212.00
2610-121-00-00	LIBRARIANS - ADD'L DAYS	16,000.00	16,000.00
2610-160-00-00	CLERICAL SALARIES	214,355.00	214,355.00
2610-167-00-00	LONGEVITY	8,000.00	8,500.00
2610-170-00-00	AIDES - LIBRARY	233,189.00	241,008.00
2610-460-14-00	TRAVEL/CONF - SKA	300.00	300.00
2610-485-11-00	LIBRARY BOOKS - SHA	8,486.00	8,486.00
2610-485-12-00	LIBRARY BOOKS - KAR	7,879.00	7,879.00
2610-485-13-00	LIBRARY BOOKS - ORE	8,806.00	8,806.00
2610-485-14-00	LIBRARY BOOKS - SKA	8,439.00	8,439.00
2610-485-15-00	LIBRARY BOOKS - TES	7,455.00	7,455.00
2610-485-16-00	LIBRARY BOOKS - OKT	7,778.00	7,778.00
2610-485-17-00	LIBRARY BOOKS - CHA	8,118.00	8,118.00
2610-485-18-00	LIBRARY BOOKS - ARO	9,116.00	9,116.00
2610-485-20-50	LIB. BOOKS - MS CORE - HU	8,334.00	8,334.00
2610-485-20-51	LIB. BOOKS - MS CORE - SC	8,333.00	8,333.00
2610-485-20-52	LIB. BOOKS - MS CORE - RE	8,333.00	8,333.00
2610-485-24-55	LIBRARY BOOKS - HSE LIBRA	28,630.00	28,630.00
2610-485-24-56	LIBRARY BOOKS - HSW LIBRA	12,270.00	12,270.00
2610-490-80-00	BOCES - IMS	265,245.00	266,000.00
2610-500-11-00	SUPPLIES - SHA	3,033.00	3,033.00
2610-500-12-00	SUPPLIES - KAR	3,070.00	3,070.00
2610-500-13-00	SUPPLIES - ORE	3,153.00	3,153.00
2610-500-14-00	SUPPLIES - SKA	2,614.00	2,614.00
2610-500-15-00	SUPPLIES - TES	2,252.00	2,252.00
2610-500-16-00	SUPPLIES - OKT	2,721.00	2,721.00
2610-500-17-00	SUPPLIES - CHA	2,775.00	2,775.00
2610-500-18-00	SUPPLIES - ARO	3,538.00	3,538.00
2610-500-20-50	SUPPLIES - MS CORE - HUMA	3,000.00	3,000.00
2610-500-20-51	SUPPLIES - MS CORE - SCIE	1,500.00	1,500.00
2610-500-20-52	SUPPLIES - MS CORE - RESE	1,500.00	1,500.00
2610-500-24-55	SUPPLIES - HSE LIBRARY	10,010.00	10,010.00
2610-500-24-56	SUPPLIES - HSW LIBRARY	4,290.00	4,290.00
2610-501-14-00	CENT WHSE SUP - SKA -	400.00	400.00
2610-501-20-50	CENT WHSE SUP - MS CORE -	583.00	583.00

**SHENENDEHOWA CENTRAL SCHOOL**

ACCOUNT	DESCRIPTION	2019-20 ADOPTED BUDGET	2020-21 PROPOSED BUDGET
2610-501-20-51	CENT WHSE SUP - MS CORE -	584.00	584.00
2610-501-20-52	CENT WHSE SUP - MS CORE -	583.00	583.00
2610-501-24-55	CENT WHSE SUPPLIES - HSE	1,400.00	1,400.00
2610-501-24-56	CENT WHSE SUPPLIES - HSW	600.00	600.00
2610-504-11-00	SUBSCRIPTIONS - SHA	1,058.00	1,058.00
2610-504-12-00	SUBSCRIPTIONS - KAR	1,038.00	1,038.00
2610-504-13-00	SUBSCRIPTIONS - ORE	1,029.00	1,029.00
2610-504-14-00	SUBSCRIPTIONS - SKA	800.00	800.00
2610-504-15-00	SUBSCRIPTIONS - TES	1,091.00	1,091.00
2610-504-16-00	SUBSCRIPTIONS - OKT	1,010.00	1,010.00
2610-504-17-00	SUBSCRIPTIONS - CHA	1,356.00	1,356.00
2610-504-18-00	SUBSCRIPTIONS - ARO	963.00	963.00
2610-504-20-50	SUBSCRIPTIONS - MS CORE -	1,417.00	1,417.00
2610-504-20-51	SUBSCRIPTIONS - MS CORE -	1,417.00	1,417.00
2610-504-20-52	SUBSCRIPTIONS - MS CORE -	1,416.00	1,416.00
2610-504-24-55	SUBSCRIPTIONS - HSE LIBRA	9,800.00	9,800.00
2610-504-24-56	SUBSCRIPTIONS - HSW LIBRA	4,200.00	4,200.00
	<b>2610 School Library &amp; AV</b>	<b>1,896,512.00</b>	<b>1,934,706.00</b>
2630-100-80-00	LEAD TEACHERS - IMS	102,241.00	104,543.00
2630-115-80-00	LEAD TEACHERS - SUMMER WO	1,060.00	1,060.00
2630-160-80-00	NONINSTR SALARIES - IMS	254,946.00	263,330.00
2630-165-80-00	NONINSTR. - OVERTIME - IM	1,170.00	1,205.00
2630-167-00-00	LONGEVITY	6,000.00	6,000.00
2630-167-80-00	LONGEVITY - IMS	1,850.00	2,700.00
2630-170-00-00	AIDES - COMPUTER LAB	358,231.00	353,850.00
2630-220-80-00	COMPUTER HARDWARE	45,000.00	45,000.00
2630-400-80-00	CONTRACTED SERVICES - IMS	5,000.00	5,000.00
2630-459-80-00	OTHER - IMS	3,000.00	3,000.00
2630-461-80-00	TRAVEL EXP-DIST BUSINESS	750.00	750.00
2630-490-80-00	BOCES - IMS	1,228,736.00	1,186,430.00
2630-500-11-00	SUPPLIES - SHA	500.00	500.00
2630-500-12-00	SUPPLIES - KAR	2,047.00	2,047.00
2630-500-13-00	SUPPLIES - ORE	2,102.00	2,102.00
2630-500-14-00	SUPPLIES - SKA	2,009.00	2,009.00
2630-500-15-00	SUPPLIES - TES	1,335.00	1,335.00
2630-500-16-00	SUPPLIES - OKT	200.00	200.00
2630-500-17-00	SUPPLIES - CHA	1,850.00	1,850.00
2630-500-18-00	SUPPLIES - ARO	500.00	500.00
2630-500-20-00	SUPPLIES - MS CORE	1,000.00	1,000.00
2630-500-24-00	SUPPLIES - HS	6,240.00	6,240.00
2630-500-80-00	SUPPLIES - IMS	700.00	700.00
2630-501-11-00	CENT WHSE SUPPLIES - SHAT	500.00	500.00
2630-501-20-00	CENT WHSE SUPPLIES - MS C	4,000.00	4,000.00
2630-501-24-00	CENT WHSE SUPPLIES - HS	13,570.00	13,570.00
2630-541-80-00	SOFTWARE - NETWORKING - I	599,451.00	648,462.00
	<b>2630 Computer Assisted Instruction</b>	<b>2,643,988.00</b>	<b>2,657,883.00</b>
2805-160-00-00	CLERICAL - ATTENDANCE	347,282.00	387,974.00
2805-160-64-00	NONINSTR. SALARIES - STU.	18,216.00	18,673.00
2805-164-15-00	CLERICAL SUMMER - TES	400.00	400.00
2805-164-16-00	CLERICAL SUMMER - OKTE	1,500.00	1,500.00
2805-164-18-00	CLERICAL SUMMER - ARON	720.00	720.00
2805-167-00-00	LONGEVITY	2,700.00	2,700.00
	<b>2805 Attendance-Regular School</b>	<b>370,818.00</b>	<b>411,967.00</b>
2810-100-00-00	TEACHERS - COUNSELORS	600,936.00	657,610.00
2810-107-00-00	TEACHERS - COUNSELORS	799,306.00	768,502.00

**SHENENDEHOWA CENTRAL SCHOOL**

<b>ACCOUNT</b>	<b>DESCRIPTION</b>	<b>2019-20 ADOPTED BUDGET</b>	<b>2020-21 PROPOSED BUDGET</b>
2810-109-00-00	TEACHERS - COUNSELORS	1,215,916.00	1,393,576.00
2810-115-11-00	COUNSELORS - SUMMER WORK	1,010.00	1,010.00
2810-115-15-00	COUNSELORS - SUMMER WORK - TES	400.00	400.00
2810-115-19-00	COUNSELORS - SUMMER WORK	10,000.00	11,000.00
2810-115-21-00	COUNSELORS - SUMMER WORK	10,000.00	11,000.00
2810-115-22-00	COUNSELORS - SUMMER WORK	10,000.00	11,000.00
2810-115-24-00	COUNSELORS - SUMMER WORK	64,000.00	64,000.00
2810-121-16-00	TEACHERS - ADD'L PAY - OK	398.00	398.00
2810-160-00-00	CLERICAL SALARIES	372,894.00	400,842.00
2810-164-19-00	CLERICAL SUMMER - ACAD	400.00	400.00
2810-167-00-00	LONGEVITY	5,100.00	5,100.00
2810-404-24-00	MAILING & POSTAGE - HS	200.00	200.00
2810-410-24-00	MEALS & REFRESHMENTS - HS	300.00	300.00
2810-459-21-00	OTHER - KOD	100.00	100.00
2810-465-00-00	STAFF DEVELOPMENT GUIDANC	1,500.00	1,500.00
2810-500-11-00	SUPPLIES - SHA	350.00	350.00
2810-500-12-00	SUPPLIES - KAR	358.00	358.00
2810-500-13-00	SUPPLIES - ORE	368.00	368.00
2810-500-14-00	SUPPLIES - SKA	306.00	306.00
2810-500-15-00	SUPPLIES - TES	321.00	321.00
2810-500-16-00	SUPPLIES - OKT	300.00	300.00
2810-500-17-00	SUPPLIES - CHA	324.00	324.00
2810-500-18-00	SUPPLIES - ARO	413.00	413.00
2810-500-19-00	SUPPLIES - ACA	600.00	600.00
2810-500-21-00	SUPPLIES - KOD	100.00	100.00
2810-500-24-00	SUPPLIES - HS	4,100.00	4,100.00
2810-501-17-00	CENT WHSE SUPPLIES - CHA	81.00	81.00
2810-501-21-00	CENTL WHSE SUPPLIES - KOD	100.00	100.00
2810-501-22-00	CENT WHSE SUPPLIES - GOW	500.00	500.00
2810-460-14-00	TRAVEL & CONF - COUNSELORS - SKA	45.00	45.00
2810-501-24-00	CENT WHSE SUPPLIES - HS	1,500.00	1,500.00
2810-504-24-00	SUBSCRIPTIONS - HS	240.00	240.00
	<b>2810 Guidance-Regular School</b>	<b>3,102,466.00</b>	<b>3,336,944.00</b>
2815-160-00-00	NURSES - CLERICAL	5,000.00	5,000.00
2815-165-00-00	NURSES - OVERTIME	250.00	250.00
2815-165-19-00	NONINSTR. - OVERTIME - AC	250.00	250.00
2815-165-22-00	NONINSTR. - OVERTIME - GO	250.00	250.00
2815-165-24-00	NONINSTR. - OVERTIME - HS	250.00	250.00
2815-167-00-00	LONGEVITY	7,900.00	7,900.00
2815-173-00-00	NURSES	828,371.00	847,604.00
2815-180-00-00	NURSE SUBS	5,000.00	5,000.00
2815-400-00-00	CONTRACTED SVCS - NURSING	59,286.00	59,286.00
2815-400-24-00	CONTRACTED SERVICES - HS	260.00	260.00
2815-400-64-00	CONTRACTED SVCS - PHYSICI	52,000.00	52,000.00
2815-441-11-00	REPAIR CONTRACTS - SHA	160.00	160.00
2815-441-13-00	REPAIR CONTRACTS - ORE	154.00	154.00
2815-441-14-00	REPAIR CONTRACTS - SKA	140.00	140.00
2815-441-16-00	REPAIR CONTRACTS - OKT	150.00	150.00
2815-441-18-00	REPAIR CONTRACTS - ARO	145.00	145.00
2815-459-12-00	OTHER - KAR	156.00	156.00
2815-459-15-00	OTHER - TES	149.00	149.00
2815-459-17-00	OTHER - CHA	176.00	176.00
2815-459-21-00	OTHER - KOD	100.00	100.00
2815-500-00-00	SUPPLIES	4,000.00	4,000.00
2815-500-11-00	SUPPLIES - SHA	800.00	800.00
2815-500-12-00	SUPPLIES - KAR	614.00	614.00
2815-500-13-00	SUPPLIES - ORE	631.00	631.00

**SHENENDEHOWA CENTRAL SCHOOL**

<b>ACCOUNT</b>	<b>DESCRIPTION</b>	<b>2019-20 ADOPTED BUDGET</b>	<b>2020-21 PROPOSED BUDGET</b>
2815-500-14-00	SUPPLIES - SKA	603.00	603.00
2815-500-15-00	SUPPLIES - TES	550.00	550.00
2815-500-16-00	SUPPLIES - OKT	550.00	550.00
2815-500-17-00	SUPPLIES - CHA	555.00	555.00
2815-500-18-00	SUPPLIES - ARO	708.00	708.00
2815-500-19-00	SUPPLIES - ACA	900.00	900.00
2815-500-21-00	SUPPLIES - KOD	800.00	800.00
2815-500-22-00	SUPPLIES - GOW	700.00	700.00
2815-500-24-00	SUPPLIES - HS	1,768.00	1,768.00
2815-501-21-00	CENT WHSE SUPPLIES - KOD	300.00	300.00
2815-501-22-00	CENT WHSE SUPPLIES - GOW	200.00	200.00
2815-501-24-00	CENT WHSE SUPPLIES - HS	300.00	300.00
	<b>2815 Health Srvcs-Regular School</b>	<b>974,126.00</b>	<b>993,359.00</b>
2820-100-00-00	TEACHERS - PSYCHOLOGISTS	797,036.00	793,797.00
2820-100-11-00	PYSCH SVCS SUMMER WORK	842.00	842.00
2820-107-00-00	TEACHERS - PSYCHOLOGISTS	286,464.00	199,539.00
2820-109-00-00	TEACHERS - PSYCHOLOGISTS	372,639.00	388,301.00
2820-160-00-00	NON-INSTRUC SALAIRES	39,064.00	30,740.00
2820-500-11-00	SUPPLIES - SHA	250.00	250.00
2820-500-12-00	SUPPLIES - KAR	461.00	461.00
2820-500-13-00	SUPPLIES - ORE	473.00	473.00
2820-500-14-00	SUPPLIES - SKA	275.00	275.00
2820-500-15-00	SUPPLIES - TES	413.00	413.00
2820-500-16-00	SUPPLIES - OKT	400.00	400.00
2820-500-17-00	SUPPLIES - CHA	416.00	416.00
2820-500-18-00	SUPPLIES - ARO	531.00	531.00
2820-500-19-00	SUPPLIES - ACA	600.00	600.00
2820-500-21-00	SUPPLIES - KOD	400.00	400.00
2820-500-22-00	SUPPLIES - GOW	300.00	300.00
2820-500-24-00	SUPPLIES - HS	600.00	600.00
2820-501-21-00	CENT WHSE SUPPLIES - KOD	200.00	200.00
	<b>2820 Psychological Srvcs-Reg Schl</b>	<b>1,501,364.00</b>	<b>1,418,538.00</b>
2825-109-00-00	TEACHERS - SOCIAL, DRUG &	196,282.00	148,322.00
	<b>2825 Social Work Srvcs-Regular School</b>	<b>196,282.00</b>	<b>148,322.00</b>

**SHENENDEHOWA CENTRAL SCHOOL**

<b>ACCOUNT</b>	<b>DESCRIPTION</b>	<b>2019-20 ADOPTED BUDGET</b>	<b>2020-21 PROPOSED BUDGET</b>
2830-400-00-34	CONTR SVC-NON-PUBLIC	370,000.00	370,000.00
2830-490-00-34	BOCES - NON-PUBLIC	67,509.00	67,509.00
	<b>2830 Pupil Personnel Srvc-Special Schools</b>	<b>437,509.00</b>	<b>437,509.00</b>
2850-137-00-00	ECA DISTRICT WIDE - ADD'L	7,000.00	7,000.00
2850-138-00-00	EXTRACURRICULAR UNITS	9,300.00	9,300.00
2850-138-00-20	COACHING STIPEND ROBOTICS	7,325.00	7,325.00
2850-138-11-00	EXTRACURRICULAR UNITS - S	8,270.00	8,270.00
2850-138-12-00	EXTRACURRICULAR UNITS - K	8,270.00	8,270.00
2850-138-13-00	EXTRACURRICULAR UNITS - O	8,270.00	8,270.00
2850-138-14-00	EXTRACURRICULAR UNITS - S	8,270.00	8,270.00
2850-138-15-00	EXTRACURRICULAR UNITS - T	8,270.00	8,270.00
2850-138-16-00	EXTRACURRICULAR UNITS - O	8,270.00	8,270.00
2850-138-17-00	EXTRACURRICULAR UNITS - C	8,270.00	8,270.00
2850-138-18-00	EXTRACURRICULAR UNITS - A	9,924.00	9,924.00
2850-138-20-00	EXTRACURRICULAR UNITS - M	90,970.00	90,970.00
2850-138-20-71	MS CORE - STAGE MANAGER	3,000.00	4,000.00
2850-138-24-00	EXTRACURRICULAR UNITS - H	125,560.00	125,560.00
2850-138-24-71	HS STAGE MANAGER	10,000.00	11,000.00
2850-139-24-00	STIPEND - PEP BAND	-	8,500.00
2850-140-19-00	CHAPERONES - TEACHERS - A	500.00	500.00
2850-140-21-00	CHAPERONES - TEACHERS - K	1,200.00	1,200.00
2850-140-22-00	CHAPERONES - TEACHERS - GOW	400.00	400.00
2850-142-00-00	INTRAMURALS +6 UNITS	71,400.00	73,400.00
2850-143-00-00	COLORGUARD	-	3,292.00
2850-144-00-00	SUBSTITUTE TCHR SALARIES	5,250.00	14,500.00
2850-152-00-00	ADMIN - OTHER PAYMENTS	4,500.00	4,500.00
2850-160-24-71	NON INST STAGE MANAGER	3,500.00	-
2850-190-19-00	CHAPERONES - NONINSTR. - ACA	1,300.00	1,300.00
2850-190-21-00	CHAPERONES - NON-INSTR. -	1,300.00	1,300.00
2850-190-22-00	CHAPERONES - NON-INSTR. - GOW	700.00	700.00
2850-200-00-00	FURNITURE & EQUIPMENT	25,000.00	-
2850-400-19-00	CONTRACTED SVCS - ACA	1,250.00	1,250.00
2850-414-24-75	COLORGUARD	18,400.00	18,400.00
2850-414-24-76	SPEECH & DEBATE	4,670.00	4,670.00
2850-414-24-77	SHENPEN	4,500.00	4,500.00
2850-459-00-00	STUDENT RECOG/COMPETITION	20,000.00	20,000.00
2850-490-00-00	BOCES - STUDENT COMPETITION	5,550.00	5,550.00
2850-500-22-00	SUPPLIES - GOW	1,000.00	1,000.00
2850-507-24-00	SUPPLIES - PEP BAND	-	1,000.00
	<b>2850 Co-Curricular Activ-Reg Schl</b>	<b>491,389.00</b>	<b>488,931.00</b>
2855-140-00-00	CHAPERONES - TEACHERS	13,000.00	13,000.00
2855-141-00-00	TEACHERS - COACHES & FM	610,573.00	643,174.00
2855-143-00-00	FACULTY MANAGERS	26,000.00	26,918.00
2855-150-00-00	ADMIN. SALARIES	138,196.00	142,349.00
2855-160-00-00	NONINSTR. SALARIES	133,453.00	137,395.00
2855-161-00-00	OTHER PART-TIME	37,000.00	40,000.00
2855-165-00-00	CLERICAL - OVERTIME	10,000.00	12,000.00
2855-167-00-00	LONGEVITY	805.00	875.00
2855-178-00-00	SECURITY	7,000.00	8,000.00
2855-184-00-00	LIFEGUARDS - SPORTS	6,000.00	6,000.00
2855-400-00-00	CONTRACTED SERVICES	112,000.00	115,600.00
2855-411-00-00	MEMBERSHIP FEES	10,000.00	11,000.00
2855-413-00-00	ENTRY FEES	22,000.00	22,000.00
2855-441-00-00	REPAIR CONTRACTS	1,000.00	1,000.00
2855-447-00-00	TRANSPORTATION SERVICES	125,000.00	125,000.00
2855-450-00-00	RENTAL CHARGES	38,000.00	50,000.00



**SHENENDEHOWA CENTRAL SCHOOL**

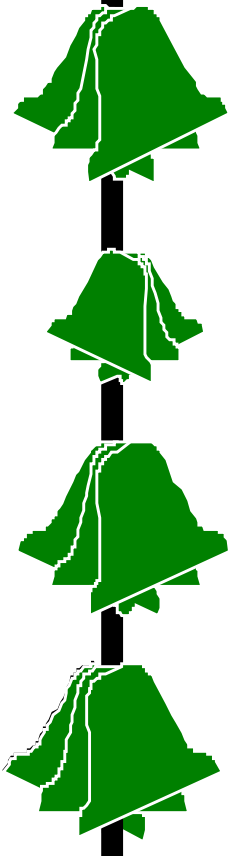
<b>ACCOUNT</b>	<b>DESCRIPTION</b>	<b>2019-20 ADOPTED BUDGET</b>	<b>2020-21 PROPOSED BUDGET</b>
2855-460-00-00	TRAVEL-CONF ATHLETICS	1,000.00	1,000.00
2855-461-00-00	TRAVEL - DIST. BUSINESS -	2,000.00	2,000.00
2855-462-00-00	TRAVEL - STUDENTS	5,000.00	5,000.00
2855-500-00-00	SUPPLIES & MATERIALS	106,000.00	108,000.00
2855-501-00-00	CENTRAL WHSE SUPPLIES	500.00	500.00
2855-540-00-00	SOFTWARE	4,500.00	4,500.00
	<b>2855 Interscholastic Athletics-Reg Schl</b>	<b>1,409,027.00</b>	<b>1,475,311.00</b>
	<b>2... INSTRUCTION</b>	<b>91,878,256.00</b>	<b>94,098,882.00</b>
5510-160-55-00	NONINSTR. SALARIES - TRAN	825,104.00	869,734.00
5510-164-55-00	NONINSTR. - SUMMER WORK -	65,525.00	70,525.00
5510-165-55-00	NONINSTR. - OVERTIME - TR	132,710.00	137,710.00
5510-167-55-00	LONGEVITY - TRANS	68,000.00	72,000.00
5510-173-55-00	SPECIAL AIDES - TRANS	11,558.00	11,558.00
5510-175-55-00	BUS DRIVERS - TRANS	4,773,525.00	5,060,931.00
5510-175-55-30	BUS DRIVERS - TRANS SUMMER	42,000.00	42,000.00
5510-176-55-00	DRIVER TRAINER - TRANS	118,840.00	118,840.00
5510-177-55-00	BUS DRIVER AIDES - TRANS	887,704.00	918,469.00
5510-180-55-00	NONINSTR. SUBS - TRANS	371,600.00	371,600.00
5510-192-55-00	BIDDING & SAFETY MTGS - T	166,423.00	176,423.00
5510-400-55-00	CONTRACTED SERVICES - TRA	55,500.00	55,500.00
5510-404-55-00	MAILING & POSTAGE - TRANS	5,500.00	5,500.00
5510-405-55-00	PRINTING - TRANS	9,000.00	10,000.00
5510-406-55-00	INSURANCE PREMIUMS - TRAN	260,000.00	260,000.00
5510-410-55-00	MEALS & REFRESHMENTS - TR	900.00	900.00
5510-412-55-00	MEMBERSHIP FEES/LICENSES	7,500.00	7,500.00
5510-414-55-00	SERVICE FEES - TRANS	3,000.00	3,000.00
5510-431-55-00	NATURAL GAS - TRANS	25,000.00	25,000.00
5510-432-55-00	ELECTRIC - TRANS	75,000.00	75,000.00
5510-433-55-00	WATER & SEWER - TRANS	3,200.00	3,200.00
5510-450-55-00	RENTAL CHARGES - TRANS	1,000.00	1,000.00
5510-460-55-00	TRAVEL - CONFERENCES - TR	9,060.00	9,060.00
5510-461-55-00	TRAVEL - DIST. BUS. / TOL	1,600.00	1,600.00
5510-500-55-00	SUPPLIES - TRANS	7,000.00	9,000.00
5510-501-55-00	CENT WHSE SUPPLIES - TRAN	4,100.00	4,100.00
5510-520-55-00	GASOLINE - TRANS	770,000.00	770,000.00
	<b>5510 District Transportation Services</b>	<b>8,700,349.00</b>	<b>9,090,150.00</b>
5530-160-55-00	NONINSTR. SALARIES - TRAN	826,759.00	892,748.00
5530-165-55-00	NONINSTR. - OVERTIME - TR	70,700.00	80,700.00
5530-167-55-00	LONGEVITY - TRANS	11,000.00	11,000.00
5530-400-55-00	CONTRACTED SERVICES - TRA	136,350.00	136,350.00
5530-434-55-00	HAZMAT - TRANS	14,500.00	17,000.00
5530-440-55-00	GARAGE REPAIRS - TRANS	12,000.00	12,000.00
5530-522-55-00	REPAIR PARTS - TRANS	360,000.00	370,000.00
5530-523-55-00	TIRES - TRANS	86,000.00	89,000.00
5530-524-55-00	TOOLS - TRANS	9,000.00	9,000.00
5530-525-55-00	OIL - TRANS	30,500.00	30,500.00
	<b>5530 Garage Building</b>	<b>1,556,809.00</b>	<b>1,648,298.00</b>
5581-490-55-00	BOCES - TRANS	2,000.00	2,000.00
	<b>5581 Transportation from Boces</b>	<b>2,000.00</b>	<b>2,000.00</b>
	<b>5... TRANSPORTATION</b>	<b>10,259,158.00</b>	<b>10,740,448.00</b>

SHENENDEHOWA CENTRAL SCHOOL

ACCOUNT	DESCRIPTION	2019-20 ADOPTED BUDGET	2020-21 PROPOSED BUDGET
8060-400-00-00	CONTR SVC-HEAD START	10,500.00	10,500.00
	<b>8060 Civic Activities</b>	<b>10,500.00</b>	<b>10,500.00</b>
8070-400-72-00	CONT SVCS - CENSUS - MGMT	3,600.00	3,600.00
8070-404-72-00	MAIL. & POSTAGE - CENSUS	3,550.00	3,550.00
	<b>8070 Census</b>	<b>7,150.00</b>	<b>7,150.00</b>
	<b>8.... COMMUNITY SERVICES</b>	<b>17,650.00</b>	<b>17,650.00</b>
9010-800-00-00	STATE RETIREMENT	4,325,049.00	4,534,838.00
	<b>9010 State Retirement</b>	<b>4,325,049.00</b>	<b>4,534,838.00</b>
9020-800-00-00	TEACHERS RETIREMENT	6,218,471.00	6,846,507.00
	<b>9020 Teachers' Retirement</b>	<b>6,218,471.00</b>	<b>6,846,507.00</b>
9030-800-00-00	SOCIAL SECURITY	7,635,429.00	7,777,569.00
	<b>9030 Social Security</b>	<b>7,635,429.00</b>	<b>7,777,569.00</b>
9040-800-00-00	WORKERS COMPENSATON	375,000.00	375,000.00
9040-800-55-00	WORKERS COMPENSATON - TRA	250,000.00	250,000.00
	<b>9040 Workers' Compensation</b>	<b>625,000.00</b>	<b>625,000.00</b>
9045-800-00-00	LIFE INSURANCE	346,000.00	346,000.00
	<b>9045 Life Insurance</b>	<b>346,000.00</b>	<b>346,000.00</b>
9050-800-00-00	UNEMPLOYMENT INS	45,000.00	45,000.00
	<b>9050 Unemployment Insurance</b>	<b>45,000.00</b>	<b>45,000.00</b>
9055-174-00-00	DISABILITY PAYROLL	40,000.00	40,000.00
9055-800-00-00	DISABILITY INSURANCE	98,500.00	99,500.00
9055-810-00-00	DISABILITY (CLAIMS)	13,000.00	18,000.00
	<b>9055 Disability Insurance</b>	<b>151,500.00</b>	<b>157,500.00</b>
9060-490-00-00	BOCES BENEFITS	-	40,000.00
9060-800-00-00	HEALTH CARE - MEDICAL & RX	25,709,025.00	25,984,946.00
9060-806-00-00	VISION - NON-CSEA	-	50,000.00
9060-809-00-00	CSEA - VISION	68,912.00	86,000.00
9060-810-00-00	CSEA - DENTAL	892,105.00	892,105.00
9060-811-00-00	DENTAL - SELF-FUNDED	411,743.00	411,743.00
9060-812-00-00	DENTAL - ADMIN. FEE	54,000.00	58,000.00
	<b>9060 Hospital, Medical, Dental Insurance</b>	<b>27,135,785.00</b>	<b>27,522,794.00</b>
9089-100-00-00	TEACHERS - UNION REPS	104,445.00	103,388.00
9089-126-00-00	SEPARATION PAYMENTS - TEA	350,000.00	350,000.00
9089-149-00-00	HEALTH INS. INCENTIVE - I	250,000.00	250,000.00
9089-151-00-00	ADMIN.-ADD'L PAY-SICK/VAC	100,000.00	100,000.00
9089-152-00-00	SAA PERSONAL BUY OUT	37,000.00	37,000.00
9089-163-00-00	UNUSED VACATION PAY	40,000.00	40,000.00
9089-180-00-00	UNION RELEASE	3,200.00	3,200.00
9089-198-00-00	SEPARATION PYMTS - NONINS	310,000.00	310,000.00
9089-199-00-00	CSEA HEALTH INSURANCE INC	175,000.00	190,000.00
9089-415-00-00	CLOTHING ALLOWANCE	28,000.00	28,000.00
9089-416-55-00	SUSA - SAFETY GLASSES REI	2,700.00	2,700.00
9089-460-00-00	CSEA -PROF DEV	2,000.00	2,000.00
9089-500-00-00	ADA - SUPPLIES	500.00	500.00
9089-812-00-00	EAP	21,000.00	21,500.00
9089-820-00-00	FLEX BENEFITS - ADMIN. FE	15,000.00	15,000.00

**SHENENDEHOWA CENTRAL SCHOOL**

<b>ACCOUNT</b>	<b>DESCRIPTION</b>	<b>2019-20 ADOPTED BUDGET</b>	<b>2020-21 PROPOSED BUDGET</b>
9089-821-00-00	RETIREMENT - 403(B) NONEL	50,000.00	50,000.00
9089-822-00-00	403(b) ADMIN. SERVICES	4,632.00	4,488.00
9089-830-00-00	FINGERPRINTING	12,500.00	13,000.00
9089-835-00-00	TUITION REIMBURSEMENT	3,000.00	3,000.00
9089-840-00-00	SAA PROFESSIONAL DEVELOPM	35,000.00	36,000.00
9089-845-00-00	DLST PROFESSIONAL DEVELOP	9,000.00	9,000.00
9089-846-00-00	DLST DATA REIMBURSEMENT	4,000.00	4,000.00
	<b>9089 Other Employee Benefits</b>	<b>1,556,977.00</b>	<b>1,572,776.00</b>
9901-930-00-00	TRANSFER TO SCHOOL LUNCH	-	6,000.00
9901-950-00-00	TRANSFER TO SPECIAL AID	406,000.00	406,000.00
9901-960-00-00	TRANSFER TO DEBT SERVICE	10,000,000.00	9,500,000.00
	<b>9901 Transfer to Other Funds</b>	<b>10,406,000.00</b>	<b>9,912,000.00</b>
9950-900-00-00	TRANSFER TO CAPITAL FUND	700,000.00	700,000.00
	<b>9950 Transfer to Capital Fund</b>	<b>700,000.00</b>	<b>700,000.00</b>
	<b>9... GENERAL FUND EXP AND INTERFUND TRANSFERS</b>	<b>59,145,211.00</b>	<b>60,039,984.00</b>
	<b>GRAND TOTALS</b>	<b>177,729,400.00</b>	<b>181,657,429.00</b>



*2020-21*  
*Exemption Impact Report*

*May 2020*

# Exemption Impact Report

School District - 412402 Shenendehowa Central School

Town of Ballston		<b>Total Assessed Value</b>	<b>\$120,357,400.00</b>
SWIS Code - 412089	<b>Equalized Total Assessed Value</b>	<b>\$139,625,755.91</b>	<b>Uniform Percentage</b>
			<b>86.20</b>

SWIS	Exemption Code	Exemption Name	Statutory Authority	Number Of Exemptions	Total Equalized Value of Exemption	Percent of Value Exempted
412089	13100	COUNTY OWNED: (	RPTL 406(1)	3	\$29,002.32	0.02
412089	41120	VET-WARTIME/NON	RPTL 458-a	18	\$229,280.75	0.16
412089	41130	VET-WARTIME/CO	RPTL 458-a	18	\$382,134.58	0.27
412089	41140	VET-WARTIME/DIS	RPTL 458-a	8	\$307,424.60	0.22
412089	41720	AGRICULTURAL DI	AG-MKTS L 305	3	\$373,628.78	0.27
412089	41730	AGRICULTURL LAN	AG MKTS L 306	2	\$203,774.94	0.15
412089	41800	PERSON AGED 65 YR	RPTL 467	2	\$178,392.11	0.13
412089	41804	PERSON AGED 65 YR	RPTL 467	6	\$734,942.01	0.53
412089	41834	ENH STAR	RPTL 425	34	\$2,986,763.38	2.14
412089	41854	BAS STAR	RPTL 425	155	\$5,984,222.82	4.29
412089	41936	PERSON W/DISABIL	RPTL 459-c	3	\$326,419.96	0.23
412089	47100	MASS TELECOM CE	RPTL 499-qqqq	7	\$38,786.54	0.03
412089	99999	STAR Check		133	\$0.00	0.00
				<b>392</b>	<b>\$11,774,772.78</b>	<b>8.43</b>

# Exemption Impact Report

School District - 412402 Shenendehowa Central School

Town of Clifton Park		<b>Total Assessed Value</b>	<b>\$2,555,740,109.00</b>
SWIS Code - 412400	<b>Equalized Total Assessed Value</b>	<b>\$4,822,151,409.36</b>	<b>Uniform Percentage</b>
			<b>53.00</b>

SWIS	Exemption Code	Exemption Name	Statutory Authority	Number Of Exemptions	Total Equalized Value of Exemption	Percent of Value Exempted
412400	12100	NY STATE OWNED P	RPTL 404(1)	12	\$8,866,981.61	0.18
412400	13100	COUNTY OWNED: (	RPTL 406(1)	11	\$2,760,990.72	0.06
412400	13500	TOWN OWNED PRO	RPTL 406(1)	353	\$55,029,967.12	1.14
412400	13590	TOWN SEWER/WAT	RPTL 406(3)	21	\$24,231,820.18	0.50
412400	13800	SCHOOL DISTRICT P	RPTL 408	7	\$111,173,402.23	2.31
412400	14020	SPECIFIC LOCAL PU	RPTL 412	21	\$13,322,925.25	0.28
412400	14100	USA OWNED (GENE	RPTL 400(1)	3	\$37,735.85	0.00
412400	14110	USA OWNED - SPEC	STATE L 54	1	\$2,184,717.10	0.05
412400	18020	MUNICIPAL INDUST	RPTL 412-a	13	\$36,037,996.29	0.75
412400	18080	MUNI HOUSNG AU	PUB HSNG L 52(3)&(5)	1	\$43,695,474.06	0.91
412400	21600	CLERGY RESIDENC	RPTL 462	4	\$1,185,094.40	0.02
412400	25110	NONPROF ORGNZTN	RPTL 420-a	24	\$51,600,757.50	1.07
412400	25120	NONPROF ORGNZTN	RPTL 420-a	7	\$8,549,434.42	0.18
412400	25130	NONPROF ORGNZTN	RPTL 420-a	2	\$2,289,056.73	0.05
412400	25210	NONPROF ORGNZTN	RPTL 420-a	4	\$18,538,491.57	0.38
412400	25230	NONPROF ORG-MOR	RPTL 420-a	12	\$12,275,661.04	0.25
412400	25300	NONPROF ORGNZTN	RPTL 420-b	1	\$11,411,321.37	0.24
412400	26400	VOLUNTEER FIRE C	RPTL 464(2)	9	\$8,987,736.33	0.19
412400	27350	CEMETERY - PRIV	RPTL 446	7	\$322,452.85	0.01
412400	29700	PROPERTY WDRAW	RPTL 1138	1	\$754.72	0.00
412400	33800	CITY OWNED:REVEN	L 411	7	\$2,436,934.09	0.05
412400	41120	VET-WARTIME/NON	RPTL 458-a	590	\$7,467,426.82	0.15
412400	41124	VET-WARTIME/NON	RPTL 458-a	2	\$25,358.49	0.00
412400	41130	VET-WARTIME/CO	RPTL 458-a	514	\$10,859,104.36	0.23
412400	41134	VET-WARTIME/CO	RPTL 458-a	4	\$84,528.31	0.00
412400	41140	VET-WARTIME/DIS	RPTL 458-a	232	\$8,251,477.80	0.17
412400	41144	VET-WARTIME/DIS	RPTL 458-a	2	\$22,150.94	0.00
412400	41300	VET-SERIOUSLY DI	RPTL 458(3)	2	\$636,688.71	0.01

## Exemption Impact Report

412400	41400	CLERGY	RPTL 460	7	\$19,811.32	0.00
412400	41700	AGRICULTURAL BU	RPTL 483	6	\$386,792.47	0.01
412400	41720	AGRICULTURAL DI	AG-MKTS L 305	29	\$4,431,213.45	0.09
412400	41730	AGRICULTURL LAN	AG MKTS L 306	3	\$448,917.01	0.01
412400	41800	PERSON AGED 65 YR	RPTL 467	17	\$1,817,151.04	0.04
412400	41804	PERSON AGED 65 YR	RPTL 467	129	\$11,809,574.22	0.24
412400	41834	ENH STAR	RPTL 425	1,432	\$124,938,040.71	2.59
412400	41854	BAS STAR	RPTL 425	6,620	\$254,430,409.96	5.28
412400	41900	PHYSICALLY DISAB	RPTL 459	3	\$80,377.36	0.00
412400	41934	PERSON W/DISABIL	RPTL 459-c	6	\$539,905.69	0.01
412400	41936	PERSON W/DISABIL	RPTL 459-c	1	\$154,716.99	0.00
412400	42100	SILOS, STORAGE TA	RPTL 483-a	3	\$36,226.42	0.00
412400	42130	FARM OR FOOD PR	RPTL 483-d	1	\$126,037.74	0.00
412400	47100	MASS TELECOM CE	RPTL 499-qqqq	3	\$809,330.23	0.02
412400	48664	HOUSNG DEVEL FU	P H F I L 577,654-a	1	\$2,681,132.22	0.06
412400	49500	PRIVATE SOLAR/WIN	RPTL 487	182	\$6,750,119.23	0.14
412400	99999	STAR Check		2,057	\$0.00	0.00
				<b>12,367</b>	<b>\$851,746,196.92</b>	<b>17.66</b>

# Exemption Impact Report

School District - 412402 Shenendehowa Central School

Town of Halfmoon			<b>Total Assessed Value</b>	<b>\$1,348,901,128.00</b>
SWIS Code - 413800		<b>Equalized Total Assessed Value</b>	<b>\$2,356,159,214.79</b>	<b>Uniform Percentage</b>
				<b>57.25</b>

SWIS	Exemption Code	Exemption Name	Statutory Authority	Number Of Exemptions	Total Equalized Value of Exemption	Percent of Value Exempted
413800	12100	NY STATE OWNED P	RPTL 404(1)	8	\$1,654,462.91	0.07
413800	13100	COUNTY OWNED: (	RPTL 406(1)	9	\$214,497.82	0.01
413800	13500	TOWN OWNED PRO	RPTL 406(1)	105	\$20,868,961.05	0.89
413800	13510	TOWN OWNED: CE	RPTL 446	6	\$207,510.92	0.01
413800	13800	SCHOOL DISTRICT P	RPTL 408	1	\$3,211,353.77	0.14
413800	14100	USA OWNED (GENE	RPTL 400(1)	1	\$2,163,842.83	0.09
413800	17650	FACILITIES DEVELOP	MC K UCON L 4413	1	\$1,820,960.73	0.08
413800	18020	MUNICIPAL INDUST	RPTL 412-a	3	\$12,578,690.17	0.53
413800	21600	CLERGY RESIDENC	RPTL 462	1	\$635,458.53	0.03
413800	25110	NONPROF ORGNZTN	RPTL 420-a	9	\$15,577,642.18	0.66
413800	25120	NONPROF ORGNZTN	RPTL 420-a	2	\$1,965,659.42	0.08
413800	25230	NONPROF ORG-MOR	RPTL 420-a	4	\$884,192.15	0.04
413800	26100	VETERANS ORGANI	RPTL 452	4	\$2,350,917.07	0.10
413800	26400	VOLUNTEER FIRE C	RPTL 464(2)	5	\$3,774,323.21	0.16
413800	27200	RAILROAD - WHOLL	RPTL 489-d&dd	2	\$678,703.94	0.03
413800	28110	NONPROFIT HSNG-	RPTL 422	2	\$5,477,380.00	0.23
413800	29700	PROPERTY WDRAW	RPTL 1138	2	\$262.01	0.00
413800	33800	CITY OWNED:REVEN	L 411	17	\$258,340.62	0.01
413800	41120	VET-WARTIME/NON	RPTL 458-a	304	\$3,615,276.92	0.15
413800	41124	VET-WARTIME/NON	RPTL 458-a	16	\$192,000.00	0.01
413800	41130	VET-WARTIME/CO	RPTL 458-a	180	\$3,578,297.00	0.15
413800	41134	VET-WARTIME/CO	RPTL 458-a	2	\$40,000.00	0.00
413800	41140	VET-WARTIME/DIS	RPTL 458-a	86	\$2,928,646.34	0.12
413800	41144	VET-WARTIME/DIS	RPTL 458-a	1	\$40,000.00	0.00
413800	41145	VET-WARTIME/DIS	RPTL 458-a	2	\$80,000.00	0.00
413800	41300	VET-SERIOUSLY DI	RPTL 458(3)	1	\$363,842.80	0.02
413800	41400	CLERGY	RPTL 460	2	\$5,240.17	0.00
413800	41720	AGRICULTURAL DI	AG-MKTS L 305	5	\$357,317.04	0.02



## Exemption Impact Report

413800	41730	AGRICULTURL LAN	AG MKTS L 306	10	\$1,184,075.13	0.05
413800	41800	PERSON AGED 65 YR	RPTL 467	5	\$320,506.56	0.01
413800	41804	PERSON AGED 65 YR	RPTL 467	5	\$93,051.53	0.00
413800	41806	PERSON AGED 65 YR	RPTL 467	97	\$7,798,688.34	0.33
413800	41834	ENH STAR	RPTL 425	664	\$53,299,903.07	2.26
413800	41854	BAS STAR	RPTL 425	2,612	\$95,001,224.29	4.03
413800	41864	B STAR MH	RPTL 425	6	\$180,366.82	0.01
413800	41934	PERSON W/DISABIL	RPTL 459-c	6	\$590,655.03	0.03
413800	42100	SILOS, STORAGE TA	RPTL 483-a	1	\$12,918.78	0.00
413800	47100	MASS TELECOM CE	RPTL 499-qqqq	1	\$543,126.65	0.02
413800	49500	PRIVATE SOLAR/WIN	RPTL 487	2	\$616,419.22	0.03
413800	99999	STAR Check		1,117	\$0.00	0.00
School District -	412402	Shenendehowa Central School				

Town of Halfmoon				<b>Total Assessed Value</b>	<b>\$1,348,901,128.00</b>
SWIS Code -	<b>413800</b>	<b>Equalized Total Assessed Value</b>	<b>\$2,356,159,214.79</b>	<b>Uniform Percentage</b>	<b>57.25</b>

SWIS	Exemption Code	Exemption Name	Statutory Authority	Number Of Exemptions	Total Equalized Value of Exemption	Percent of Value Exempted
413800	41834	ENH STAR	RPTL 425	110	\$2,783,502.23	0.12
413800	41854	BAS STAR	RPTL 425	262	\$6,868,681.34	0.29
413800	41864	B STAR MH	RPTL 425	2	\$55,895.20	0.00
				<b>5,681</b>	<b>\$254,872,793.77</b>	<b>10.82</b>

## Exemption Impact Report

School District - 412402 Shenendehowa Central School

Town of Malta			<b>Total Assessed Value</b>	<b>\$102,206,285.00</b>
SWIS Code - <b>414001</b>		<b>Equalized Total Assessed Value</b>	<b>\$102,206,285.00</b>	<b>Uniform Percentage</b>
				<b>100.00</b>

SWIS	Exemption Code	Exemption Name	Statutory Authority	Number Of Exemptions	Total Equalized Value of Exemption	Percent of Value Exempted
414001	12100	NY STATE OWNED P	RPTL 404(1)	3	\$333,700.00	0.33
414001	13100	COUNTY OWNED: (	RPTL 406(1)	2	\$268,500.00	0.26
414001	13650	VILLAGE OWNED (	RPTL 406(1)	61	\$4,788,200.00	4.68
414001	21600	CLERGY RESIDENC	RPTL 462	1	\$190,000.00	0.19
414001	25110	NONPROF ORGNZTN	RPTL 420-a	4	\$606,600.00	0.59
414001	26400	VOLUNTEER FIRE C	RPTL 464(2)	4	\$3,506,200.00	3.43
414001	29700	PROPERTY WDRAW	RPTL 1138	1	\$42,000.00	0.04
414001	41120	VET-WARTIME/NON	RPTL 458-a	17	\$204,000.00	0.20
414001	41130	VET-WARTIME/CO	RPTL 458-a	11	\$220,000.00	0.22
414001	41134	VET-WARTIME/CO	RPTL 458-a	2	\$40,000.00	0.04
414001	41140	VET-WARTIME/DIS	RPTL 458-a	6	\$230,000.00	0.23
414001	41800	PERSON AGED 65 YR	RPTL 467	3	\$234,000.00	0.23
414001	41804	PERSON AGED 65 YR	RPTL 467	10	\$573,950.00	0.56
414001	41834	ENH STAR	RPTL 425	36	\$2,899,700.00	2.84
414001	41854	BAS STAR	RPTL 425	127	\$4,620,260.00	4.52
414001	41936	PERSON W/DISABIL	RPTL 459-c	1	\$75,000.00	0.07
414001	99999	STAR Check		78	\$0.00	0.00
				<b>367</b>	<b>\$18,832,110.00</b>	<b>18.43</b>

## Exemption Impact Report

School District - 412402 Shenendehowa Central School

Town of Malta			<b>Total Assessed Value</b>	<b>\$455,884,902.00</b>
SWIS Code - <b>414089</b>		<b>Equalized Total Assessed Value</b>	<b>\$455,884,902.00</b>	<b>Uniform Percentage</b> <b>100.00</b>

SWIS	Exemption Code	Exemption Name	Statutory Authority	Number Of Exemptions	Total Equalized Value of Exemption	Percent of Value Exempted
414089	12100	NY STATE OWNED P	RPTL 404(1)	4	\$326,400.00	0.07
414089	13100	COUNTY OWNED: (	RPTL 406(1)	1	\$103,600.00	0.02
414089	13500	TOWN OWNED PRO	RPTL 406(1)	6	\$416,300.00	0.09
414089	13800	SCHOOL DISTRICT P	RPTL 408	1	\$5,185,000.00	1.14
414089	25110	NONPROF ORGNZTN	RPTL 420-a	1	\$450,000.00	0.10
414089	25230	NONPROF ORG-MOR	RPTL 420-a	9	\$1,319,300.00	0.29
414089	27350	CEMETERY - PRIV	RPTL 446	1	\$46,500.00	0.01
414089	29700	PROPERTY WDRAW	RPTL 1138	1	\$125,000.00	0.03
414089	41120	VET-WARTIME/NON	RPTL 458-a	64	\$768,000.00	0.17
414089	41130	VET-WARTIME/CO	RPTL 458-a	58	\$1,160,000.00	0.25
414089	41134	VET-WARTIME/CO	RPTL 458-a	2	\$40,000.00	0.01
414089	41140	VET-WARTIME/DIS	RPTL 458-a	32	\$1,155,350.00	0.25
414089	41400	CLERGY	RPTL 460	2	\$3,000.00	0.00
414089	41720	AGRICULTURAL DI	AG-MKTS L 305	5	\$81,131.00	0.02
414089	41730	AGRICULTURL LAN	AG MKTS L 306	4	\$340,818.00	0.07
414089	41800	PERSON AGED 65 YR	RPTL 467	2	\$226,500.00	0.05
414089	41804	PERSON AGED 65 YR	RPTL 467	14	\$1,312,700.00	0.29
414089	41806	PERSON AGED 65 YR	RPTL 467	1	\$113,500.00	0.02
414089	41834	ENH STAR	RPTL 425	135	\$11,217,200.00	2.46
414089	41854	BAS STAR	RPTL 425	601	\$21,864,380.00	4.80
414089	41936	PERSON W/DISABIL	RPTL 459-c	2	\$179,000.00	0.04
414089	48670	REDEVELOP HSNG C	P H F I L 125 & 127	1	\$2,720,000.00	0.60
414089	99999	STAR Check		196	\$0.00	0.00
				<b>1,143</b>	<b>\$49,153,679.00</b>	<b>10.78</b>

# Exemption Impact Report

School District - 412402 Shenendehowa Central School

Town of Stillwater		<b>Total Assessed Value</b>	<b>\$22,546,456.00</b>
SWIS Code - 415289	<b>Equalized Total Assessed Value</b>	<b>\$24,913,211.84</b>	<b>Uniform Percentage</b>
			<b>90.50</b>


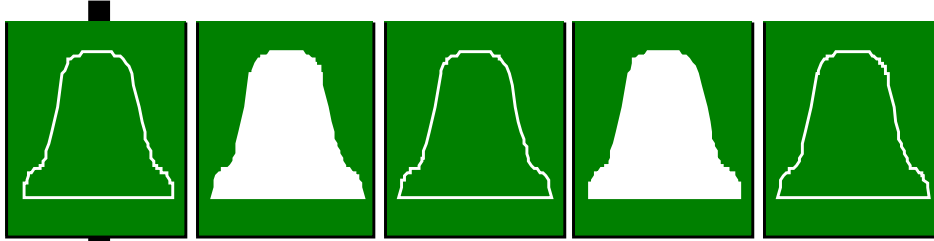
SWIS	Exemption Code	Exemption Name	Statutory Authority	Number Of Exemptions	Total Equalized Value of Exemption	Percent of Value Exempted
415289	13800	SCHOOL DISTRICT P	RPTL 408	1	\$773.48	0.00
415289	41120	VET-WARTIME/NON	RPTL 458-a	1	\$12,000.00	0.05
415289	41730	AGRICULTURLAN	AG MKTS L 306	1	\$54,586.74	0.22
415289	41800	PERSON AGED 65 YR	RPTL 467	1	\$83,845.31	0.34
415289	41834	ENH STAR	RPTL 425	1	\$71,181.22	0.29
415289	41854	BAS STAR	RPTL 425	2	\$72,751.38	0.29
415289	47100	MASS TELECOM CE	RPTL 499-qqqq	1	\$289.50	0.00
				<b>8</b>	<b>\$295,427.63</b>	<b>1.19</b>

# Exemption Impact Report

School District - 412402 Shenendehowa Central School

Town of Waterford		<b>Total Assessed Value</b>	<b>\$229,999,855.00</b>
SWIS Code - 415489	<b>Equalized Total Assessed Value</b>	<b>\$229,999,855.00</b>	<b>Uniform Percentage</b>
			<b>100.00</b>

SWIS	Exemption Code	Exemption Name	Statutory Authority	Number Of Exemptions	Total Equalized Value of Exemption	Percent of Value Exempted
415489	12100	NY STATE OWNED P	RPTL 404(1)	1	\$51,400.00	0.02
415489	13500	TOWN OWNED PRO	RPTL 406(1)	6	\$394,300.00	0.17
415489	25230	NONPROF ORG-MOR	RPTL 420-a	1	\$300,000.00	0.13
415489	41120	VET-WARTIME/NON	RPTL 458-a	49	\$588,000.00	0.26
415489	41124	VET-WARTIME/NON	RPTL 458-a	1	\$12,000.00	0.01
415489	41130	VET-WARTIME/CO	RPTL 458-a	37	\$740,000.00	0.32
415489	41134	VET-WARTIME/CO	RPTL 458-a	2	\$40,000.00	0.02
415489	41140	VET-WARTIME/DIS	RPTL 458-a	19	\$582,250.00	0.25
415489	41800	PERSON AGED 65 YR	RPTL 467	2	\$157,250.00	0.07
415489	41804	PERSON AGED 65 YR	RPTL 467	5	\$243,475.00	0.11
415489	41806	PERSON AGED 65 YR	RPTL 467	7	\$648,650.00	0.28
415489	41834	ENH STAR	RPTL 425	115	\$11,629,310.00	5.06
415489	41854	BAS STAR	RPTL 425	422	\$19,230,540.00	8.36
415489	41936	PERSON W/DISABIL	RPTL 459-c	3	\$311,500.00	0.14
415489	47100	MASS TELECOM CE	RPTL 499-qqqq	1	\$51,058.00	0.02
415489	99999	STAR Check		120	\$0.00	0.00
				<b>791</b>	<b>\$34,979,733.00</b>	<b>15.21</b>



*2020-21*  
*Fiscal*  
*Accountability*  
*Supplement*

*May 2020*

# FISCAL ACCOUNTABILITY SUMMARY (2018 - 19)

## INFORMATION ABOUT EXPENDITURE RATIOS (2017 - 18)

(Data are lagged a year.)

Commissioner's Regulations require that certain expenditure ratios for general-education and special-education students be reported and compared with ratios for similar districts and all public schools. The required ratios for this district are reported below.

The numbers used to compute the statistics on this page were collected on the State Aid Form A, the State Aid Form F, the School District Annual Financial Report (ST-3), and from the Student Information Repository System (SIRS).

### THIS SCHOOL DISTRICT

#### GENERAL EDUCATION

#### SPECIAL EDUCATION

##### INSTRUCTIONAL EXPENDITURES

##### INSTRUCTIONAL EXPENDITURES

\$95,644,598

\$27,241,462

##### PUPILS

##### PUPILS

9,795

999

##### EXPENDITURES PER PUPIL

##### EXPENDITURES PER PUPIL

\$9,765

\$27,269

### SIMILAR DISTRICT GROUP AVERAGE NEED/RESOURCE CAPACITY

#### GENERAL EDUCATION

#### SPECIAL EDUCATION

**INSTRUCTIONAL EXPENDITURES**



**\$8,760,789,980**

**PUPILS**



**735,579**

**EXPENDITURES PER PUPIL**



**\$11,910**

**INSTRUCTIONAL EXPENDITURES**



**\$3,724,876,702**

**PUPILS**



**113,376**

**EXPENDITURES PER PUPIL**



**\$32,854**



**ALL SCHOOL DISTRICTS****GENERAL EDUCATION****SPECIAL EDUCATION****INSTRUCTIONAL EXPENDITURES****INSTRUCTIONAL EXPENDITURES****\$35,199,223,413****\$15,660,696,162****PUPILS****PUPILS****2,632,781****485,151****EXPENDITURES PER PUPIL****EXPENDITURES PER PUPIL****\$13,370****\$32,280**

Instructional Expenditures for General Education are K-12 expenditures for classroom instruction (excluding Special Education) plus a proration of building level administrative and instructional support expenditures. These expenditures include amounts for instruction of students with disabilities in a general-education setting. District expenditures, such as transportation, debt service and district-wide administration are not included.

The pupil count for General Education is K-12 average daily membership plus K-12 pupils for whom the district pays tuition to another school district. This number represents all pupils, including those classified as having disabilities and those not classified, excluding only students with disabilities placed out of district. Pupils resident in the district but attending a charter school are included. For districts in which a county jail is located, this number includes incarcerated youth to whom the district must provide an education program.

Instructional Expenditures for Special Education are K-12 expenditures for students with disabilities (including summer special education expenditures) plus a proration of building-level administrative and instructional support expenditures. District expenditures, such as transportation, debt service and district-wide administration are not included.

The pupil count for Special Education is a count of K-12 students with disabilities for the school year plus students for whom the district receives tuition from another district plus students for whom the district pays tuition to another district. Students attending the State schools at Rome and Batavia, private placements and out-of-state placements are included.

Instructional Expenditures Per Pupil is the simple arithmetic ratio of Instructional Expenditures to Pupils. The total cost of instruction for students with disabilities may include both general- and special-education expenditures. Special-education services provided in the general-education classroom may benefit students not classified as having disabilities.

### TOTAL EXPENDITURES PER PUPIL

#### THIS SCHOOL DISTRICT



**\$17,457**

#### SIMILAR DISTRICT GROUP



**\$23,507**

#### NY STATE



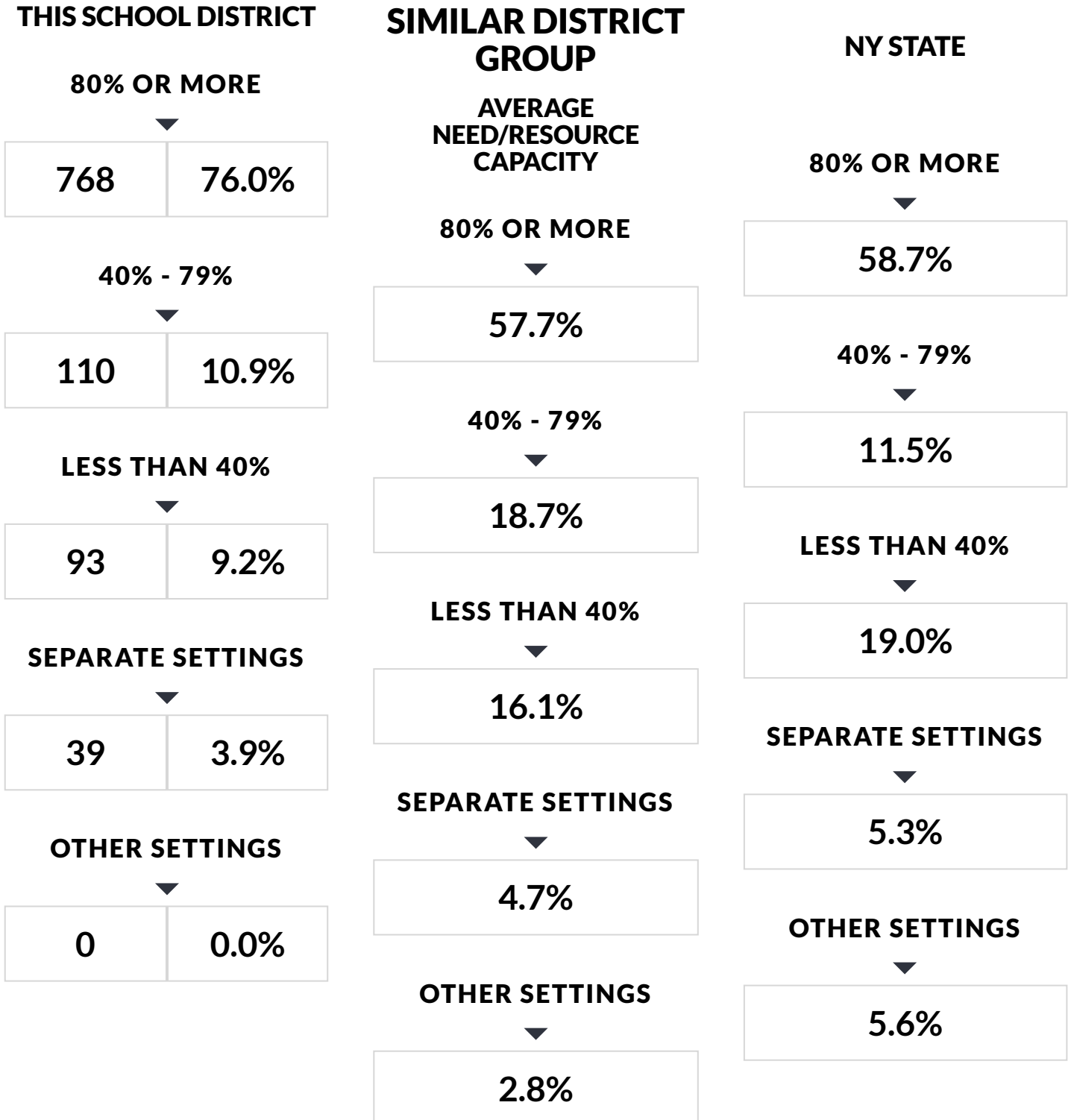
**\$25,845**

Total Expenditures Per Pupil is the simple arithmetic ratio of Total Expenditures to Pupils. Total Expenditures include district expenditures for classroom instruction, as well as expenditures for transportation, debt service, community service and district-wide administration that are not included in the Instructional Expenditure values for General Education and Special Education. As such, the sum of General Education and Special Education Instructional Expenditures does not equal the Total Expenditures.

# INFORMATION ABOUT STUDENTS WITH DISABILITIES (2018 - 19)

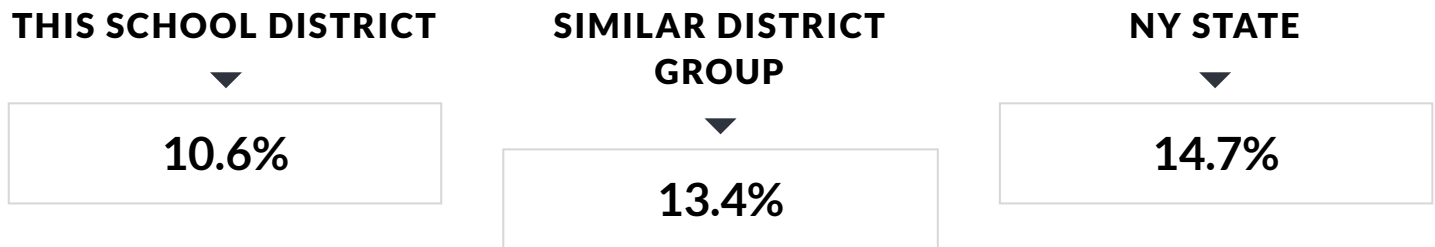
Commissioner's Regulations require reporting students with disabilities by the percent of time they are in general education classrooms and the classification rate of students with disabilities. These data are to be compared with percentages for similar districts and all public schools. The required percentages for this district are reported below.

## STUDENT PLACEMENT (PERCENT OF TIME INSIDE REGULAR CLASSROOM)



The source data for the statistics in this table were reported through the Student Information Repository System (SIRS) and verified in Verification Report 5. The counts are numbers of students reported in the least restrictive environment categories for school-age programs (ages 6-21) on BEDS Day, which is the first Wednesday of the reporting year. The percentages represent the amount of time students with disabilities are in general-education classrooms, regardless of the amount and cost of special-education services they receive. Rounding of percentage values may cause them to sum to a number slightly different from 100%.

## SCHOOL-AGE STUDENTS WITH DISABILITIES CLASSIFICATION RATE



This rate is a ratio of the count of school-age students with disabilities (ages 4-21) to the total enrollment of all school-age students in the school district, including students who are parentally placed in nonpublic schools located in the school district. The numerator includes all school-age students for whom a district has Committee on Special Education (CSE) responsibility to ensure the provision of special-education services. The denominator includes all school-age students who reside in the district. In the case of parentally placed students in nonpublic schools, it includes the number of students who attend the nonpublic schools located in the school district. Source data are drawn from the SIRS and from the Basic Education Data System (BEDS).

Similar District Groups are identified according to the Need-to-Resource-Capacity Index. More information is available on our NRC capacity categories page.

© COPYRIGHT NEW YORK STATE EDUCATION DEPARTMENT, ALL RIGHTS RESERVED.

THIS DOCUMENT WAS CREATED ON: MAY 19, 2020, 11:49 AM EST



# *2020-21 School Report Card*

*The entire NYS School Report Card can be found at  
<https://data.nysed.gov>*


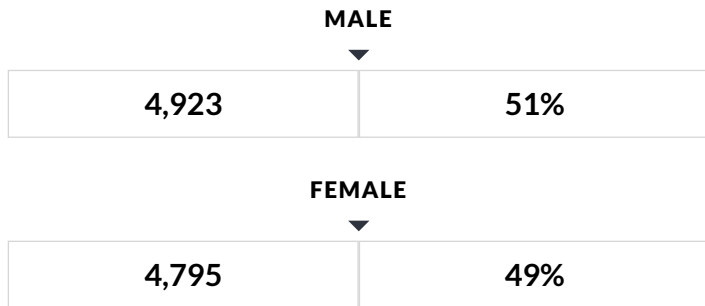
*May 2020*

These enrollment data are collected as part of NYSED's Student Information Repository System (SIRS). These counts are as of "BEDS Day" which is typically the first Wednesday in October. Available are enrollment counts for public and charter school students by various demographics for the 2018 - 19 school year. For nonpublic school enrollment data please see the Non-Public School Enrollment and Staff information on our Information and Reporting Services webpage.

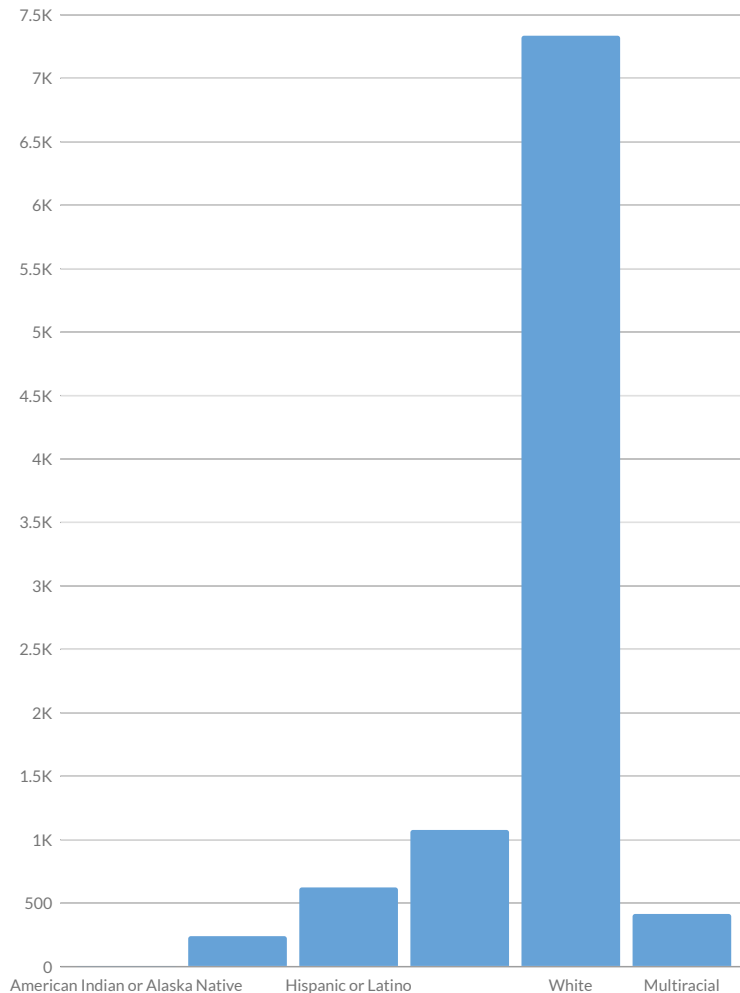
### SHENENDEHOWA CSD ENROLLMENT (2018 - 19)

**K-12 Enrollment: 9,718**

#### ENROLLMENT BY GENDER



#### ENROLLMENT BY ETHNICITY



#### AMERICAN INDIAN OR ALASKA NATIVE



#### BLACK OR AFRICAN AMERICAN



#### HISPANIC OR LATINO



#### ASIAN OR NATIVE HAWAIIAN/OTHER PACIFIC ISLANDER



#### WHITE



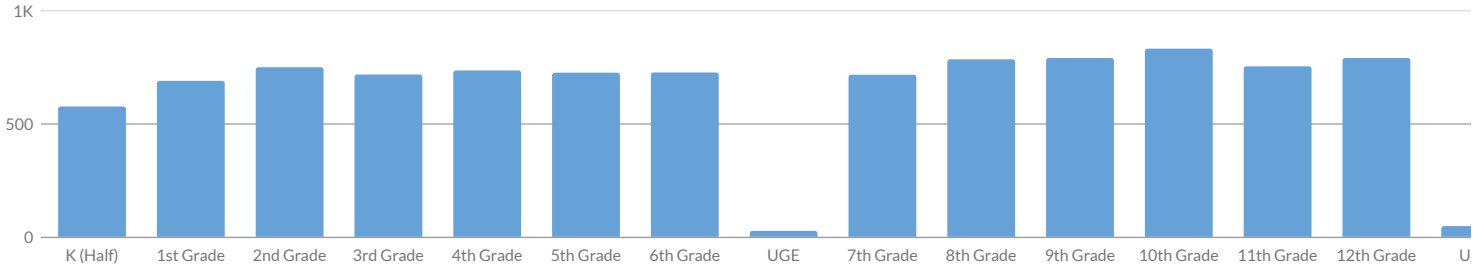
#### MULTIRACIAL



**OTHER GROUPS**

<b>ENGLISH LANGUAGE LEARNERS</b>		<b>STUDENTS WITH DISABILITIES</b>		<b>ECONOMICALLY DISADVANTAGED</b>	
220	2%	1,116	11%	1,907	20%
<b>MIGRANT</b>		<b>HOMELESS</b>		<b>FOSTER CARE</b>	
—	—	21	0%	7	0%
				<b>PARENT IN ARMED FORCES</b>	
				—	

**ENROLLMENT BY GRADE**



<b>K (HALF DAY)</b>		<b>1ST GRADE</b>		<b>2ND GRADE</b>		<b>3RD GRADE</b>	
580	6%	693	7%	753	8%	721	7%
<b>4TH GRADE</b>		<b>5TH GRADE</b>		<b>6TH GRADE</b>		<b>UNGRADED ELEMENTARY</b>	
739	8%	729	8%	730	8%	32	0%
<b>7TH GRADE</b>		<b>8TH GRADE</b>		<b>9TH GRADE</b>		<b>10TH GRADE</b>	
720	7%	788	8%	794	8%	835	9%
<b>11TH GRADE</b>		<b>12TH GRADE</b>		<b>UNGRADED SECONDARY</b>			
757	8%	794	8%	53	1%		

© COPYRIGHT NEW YORK STATE EDUCATION DEPARTMENT, ALL RIGHTS RESERVED.

THIS DOCUMENT WAS CREATED ON: MAY 19, 2020, 12:02 PM EST

## SHENENDEHOWA CSD - NEW YORK STATE REPORT CARD [2018 - 19]

The New York State Report Card is an important part of the Board of Regents' effort to create educational equity and raise learning standards for all students. Knowledge gained from the report card on a school's or district's strengths and weaknesses can be used to improve instruction and services to students. The report card provides information to the public on school/district staff, students, and measures of school and district performance as required by the Every Student Succeeds Act (ESSA). Fundamentally, ESSA is about creating a set of interlocking strategies to promote educational equity by providing support to districts and schools as they work to ensure that every student succeeds. New York State is committed to ensuring that all students succeed and thrive in school no matter who they are, where they live, where they go to school, or where they come from.

### 2019-20 ACCOUNTABILITY STATUS BASED ON 2018-19 DATA

## GOOD STANDING

### MADE PROGRESS

NA

### SECTION 1003 SCHOOL IMPROVEMENT FUNDS (2018-19)

The link below provides a list of all Local Education Agencies and public schools that received section 1003 school improvement funds, including the amount of funds each school received and the types of strategies implemented in each school with such funds.

[Section 1003 School Improvement Funds Data \(54.71 kilobytes\)](#)

For information on the use of Title I School Improvement funds, see:

- 2017-18 Title I SIG 1003 Basic Application and Addendum for 2018-19 Extension
- 2018-19 Title I SIG 1003 Basic Planning
- 2019 NYSIP-PLC Phase II
- SIG Cohort 5, 6 and 7 Schools Funded with SIGA in 2018-19

### ELEMENTARY/MIDDLE STATUSES BY SUBGROUP

Subgroup	Status	Made Progress
All Students	Good Standing	NA
Asian or Native Hawaiian/Other Pacific Islander	Good Standing	NA
Black or African American	Good Standing	NA
Hispanic or Latino	Good Standing	NA
Multiracial	Good Standing	NA
White	Good Standing	NA
English Language Learners	Good Standing	NA
Students with Disabilities	Good Standing	NA
Economically Disadvantaged	Good Standing	NA



**ELEMENTARY/MIDDLE INDICATOR LEVELS**

Subgroup	Composite Performance	Growth	Composite Performance & Growth Combined	English Language Proficiency (ELP)	Progress	Chronic Absenteeism
All Students	4	3	4	4	4	4
American Indian or Alaska Native	–	–	–	–	–	–
Asian or Native Hawaiian/Other Pacific Islander	4	4	4	4	4	4
Black or African American	3	4	4	–	3	4
Hispanic or Latino	3	3	3	3	3	3
Multiracial	4	3	4	–	4	4
White	4	3	4	3	4	4
English Language Learners	4	4	4	4	4	3
Students with Disabilities	4	4	4	2	1	4
Economically Disadvantaged	4	4	4	2	2	3

**ELEMENTARY/MIDDLE COMPOSITE PERFORMANCE**

Subgroup	Level
All Students	4
Asian or Native Hawaiian/Other Pacific Islander	4
Black or African American	3
Hispanic or Latino	3
Multiracial	4
White	4
English Language Learners	4
Students with Disabilities	4
Economically Disadvantaged	4

## ELEMENTARY/MIDDLE CORE SUBJECT PERFORMANCE

Subgroup	Subject	Cohort	Index	Level
All Students	ELA	3,545	167	4
	Math	3,562	187	
	Science	1,436	225	
	Combined	8,543	185	
Asian or Native Hawaiian/Other Pacific Islander	ELA	490	199	4
	Math	499	216	
	Science	190	239	
	Combined	1,179	213	
Black or African American	ELA	87	145	3
	Math	90	154	
	Science	38	207	
	Combined	215	160	
Hispanic or Latino	ELA	238	126	3
	Math	239	141	
	Science	79	210	
	Combined	556	144	
Multiracial	ELA	179	165	4
	Math	173	179	
	Science	76	224	
	Combined	428	181	
White	ELA	2,551	166	4
	Math	2,561	187	
	Science	1,053	225	
	Combined	6,165	185	
English Language Learners	ELA	103	100	4
	Math	110	137	
	Science	33	180	
	Combined	246	127	
Students with Disabilities	ELA	341	81	4
	Math	335	94	
	Science	141	176	
	Combined	817	103	

Subgroup	Subject	Cohort	Index	Level
Economically Disadvantaged	ELA	629	123	4
	Math	611	134	
	Science	259	200	
	Combined	1,499	141	

**ELEMENTARY/MIDDLE WEIGHTED AVERAGE PERFORMANCE**

Subgroup	Subject	Cohort	Index	Level
All Students	ELA	4,173	142	4
	Math	4,172	160	
	Science	1,436	225	
	Combined	9,781	162	
Asian or Native Hawaiian/Other Pacific Islander	ELA	497	196	4
	Math	499	216	
	Science	190	239	
	Combined	1,186	212	
Black or African American	ELA	105	120	3
	Math	105	132	
	Science	41	192	
	Combined	251	137	
Hispanic or Latino	ELA	276	108	3
	Math	276	122	
	Science	79	210	
	Combined	631	127	
Multiracial	ELA	208	142	4
	Math	207	150	
	Science	76	224	
	Combined	491	158	
White	ELA	3,088	137	4
	Math	3,088	155	
	Science	1,055	225	
	Combined	7,231	158	
English Language Learners	ELA	108	95	4
	Math	117	129	
	Science	33	180	
	Combined	258	121	
Students with Disabilities	ELA	506	54	3
	Math	504	63	
	Science	164	152	
	Combined	1,174	71	

Subgroup	Subject	Cohort	Index	Level
Economically Disadvantaged	ELA	837	92	3
	Math	838	98	
	Science	271	191	
	Combined	1,946	108	

### ELEMENTARY/MIDDLE GROWTH (2016-17, 2017-18, AND 2018-19)

Subgroup	Sum Of SGPs	Number Of SGPs	Index	Level
All Students	838,470	15,626	53.7	3
American Indian or Alaska Native	—	1	—	—
Asian or Native Hawaiian/Other Pacific Islander	121,801	2,135	57	4
Black or African American	22,686	399	56.9	4
Hispanic or Latino	50,239	956	52.6	3
Multiracial	34,906	655	53.3	3
White	608,812	11,480	53	3
English Language Learners	14,295	235	60.8	4
Students with Disabilities	67,430	1,213	55.6	4
Economically Disadvantaged	125,489	2,294	54.7	4

### ELEMENTARY/MIDDLE COMPOSITE PERFORMANCE AND GROWTH COMBINED

Subgroup	Level
All Students	4
Asian or Native Hawaiian/Other Pacific Islander	4
Black or African American	4
Hispanic or Latino	3
Multiracial	4
White	4
English Language Learners	4
Students with Disabilities	4
Economically Disadvantaged	4

**ELEMENTARY/MIDDLE ELP**

Subgroup	Number Of ELLs	Benchmark	Progress Rate	Success Ratio	Level
All Students	133	45%	58%	1.3	4
American Indian or Alaska Native	0	–	–	–	–
Asian or Native Hawaiian/Other Pacific Islander	63	46%	72%	1.6	4
Black or African American	9	–	–	–	–
Hispanic or Latino	60	44%	50%	1.1	3
Multiracial	0	–	–	–	–
White	32	45%	45%	1	3
English Language Learners	133	45%	58%	1.3	4
Students with Disabilities	38	36%	34%	0.9	2
Economically Disadvantaged	78	44%	42%	1.0	2

## ELEMENTARY/MIDDLE PROGRESS

Subgroup	Subject	Baseline	Cohort	Index	District MIP	State MIP	Long-Term Goal	Exceed Long-Term Goal	Met SH Target	Met AG Target	End Goal	Level	Average Of Levels
All Students	ELA	133	4,173	142	138	105	122	161	—	—	200	4	4
	Math	140	4,172	160	145	107	124	162	—	—	200	4	
Asian or Native Hawaiian/Other Pacific Islander	ELA	183	497	196	184	157	164	182	—	—	200	4	4
	Math	201	499	216	200	174	179	189	—	—	200	4	
Black or African American	ELA	133	105	120	139	98	116	158	—	—	200	3	3
	Math	122	105	132	128	88	107	154	—	—	200	4	
Hispanic or Latino	ELA	110	276	108	117	95	113	157	—	N	200	2	3
	Math	110	276	122	118	92	111	155	—	—	200	4	
Multiracial	ELA	121	208	142	127	102	119	159	—	—	200	4	4
	Math	119	207	150	125	104	120	160	—	—	200	4	
White	ELA	128	3,088	137	134	102	119	160	—	—	200	4	4
	Math	136	3,088	155	141	110	126	163	—	—	200	4	
English Language Learners	ELA	60	108	95	71	67	90	145	—	—	200	4	4
	Math	104	117	129	112	83	103	152	—	—	200	4	
Students with Disabilities	ELA	52	506	54	64	61	85	142	N	—	200	1	1
	Math	56	504	63	67	61	85	142	—	N	200	2	
Economically Disadvantaged	ELA	84	837	92	93	95	113	157	N	—	200	1	2
	Math	84	838	98	93	94	112	156	—	—	200	3	

**ELEMENTARY/MIDDLE CHRONIC ABSENTEEISM**

Subgroup	Baseline	Students Enrolled	Students Chronically Absent	Chronic Absenteeism Rate	District MIP	State MIP	Long-Term Goal	Exceed Long-Term Goal	Met SH Target	Met AG Target	End Goal	Level
All Students	5.3	6,046	323	5.3%	5.3%	14.6%	12.8%	8.9%	—	—	5%	4
Asian or Native Hawaiian/Other Pacific Islander	4.1	745	44	5.9%	4.1%	8.2%	7.4%	6.2%	—	—	5%	4
Black or African American	6.3	153	6	3.9%	6.1%	20.1%	17.7%	11.4%	—	—	5%	4
Hispanic or Latino	7.9	423	48	11.3%	7.7%	19.8%	17%	11%	—	—	5%	3
Multiracial	11.9	301	14	4.7%	11.3%	16.5%	14.5%	9.8%	—	—	5%	4
White	4.9	4,424	211	4.8%	4.9%	10.5%	9.3%	7.2%	—	—	5%	4
English Language Learners	9.2	239	25	10.5%	8.8%	17.6%	15.2%	10.1%	—	—	5%	3
Students with Disabilities	13.2	729	83	11.4%	12.6%	21.5%	18.5%	11.8%	—	—	5%	4
Economically Disadvantaged	12.8	1,229	155	12.6%	12.2%	19.9%	17.1%	11.1%	—	—	5%	3

**ELEMENTARY/MIDDLE ELA PARTICIPATION RATE**

Subgroup	Tested 95% In Current Year Or 2 Years Combined	Current Year Enrollment	Current Year Participation Rate	Current Year + Previous Year Enrollment	Current Year + Previous Year Participation Rate
All Students	X	4,475	80.7%	9,053	80.6%
American Indian or Alaska Native	—	0	—	—	—
Asian or Native Hawaiian/Other Pacific Islander	X	549	93.6%	1,103	93.8%
Black or African American	X	115	79.1%	228	80.7%
Hispanic or Latino	X	298	82.6%	581	83.3%
Multiracial	X	226	81.4%	440	81.1%
White	X	3,287	78.4%	6,701	78.2%
English Language Learners	X	90	90%	168	90.5%
Students with Disabilities	X	548	64.4%	1,057	65.9%
Economically Disadvantaged	X	914	71.4%	1,763	72.2%



**ELEMENTARY/MIDDLE MATHEMATICS PARTICIPATION RATE**

Subgroup	Tested 95% In Current Year Or 2 Years Combined	Current Year Enrollment	Current Year Participation Rate	Current Year + Previous Year Enrollment	Current Year + Previous Year Participation Rate
All Students	X	4,474	81%	9,047	81%
American Indian or Alaska Native	—	0	—	—	—
Asian or Native Hawaiian/Other Pacific Islander	✓	545	94.7%	1,098	95.1%
Black or African American	X	116	81.9%	227	81.5%
Hispanic or Latino	X	300	82%	582	82.1%
Multiracial	X	225	79.1%	441	78.7%
White	X	3,288	78.7%	6,699	78.8%
English Language Learners	X	91	84.6%	167	87.4%
Students with Disabilities	X	550	63.1%	1,059	64.8%
Economically Disadvantaged	X	911	68.9%	1,753	70.5%

**RECENTLY ARRIVED ELLS TAKING NYSESLAT IN LIEU OF NYSTP ELA**

Grade	Number Taking NYSESLAT
Grade 3	—
Grade 4	—
Grade 5	—
Grade 6	—
Grade 7	—
Grade 8	—

**SECONDARY STATUSES BY SUBGROUP**

Subgroup	Status	Made Progress
All Students	Good Standing	NA
Asian or Native Hawaiian/Other Pacific Islander	Good Standing	NA
Black or African American	Good Standing	NA
Hispanic or Latino	Good Standing	NA
Multiracial	Good Standing	NA
White	Good Standing	NA
English Language Learners	Good Standing	NA
Students with Disabilities	Good Standing	NA
Economically Disadvantaged	Good Standing	NA

**SECONDARY INDICATOR LEVELS**

Subgroup	Composite Performance	Graduation Rate	Composite Performance & Graduation Rate Combined	English Language Proficiency (ELP)	Progress	Chronic Absenteeism	College, Career, & Civic Readiness (CCCR)
All Students	4	4	4	4	4	4	4
American Indian or Alaska Native	–	–	–	–	–	–	–
Asian or Native Hawaiian/Other Pacific Islander	4	4	4	–	4	4	4
Black or African American	3	3	3	–	4	4	4
Hispanic or Latino	3	3	3	–	3	4	4
Multiracial	3	3	3	–	–	4	–
White	4	3	4	–	4	4	4
English Language Learners	2	–	2	4	–	2	–
Students with Disabilities	3	2	3	–	2	4	4
Economically Disadvantaged	3	1	2	–	3	4	4

## SECONDARY COMPOSITE PERFORMANCE

Subgroup	Subject	Cohort	Index	Combined Index	Level
All Students	ELA	786	212	212	4
	Math	786	191		
	Science	786	233		
	Social Studies	786	228		
American Indian or Alaska Native	ELA	3	—	—	—
	Math	3	—		
	Science	3	—		
	Social Studies	3	—		
Asian or Native Hawaiian/Other Pacific Islander	ELA	73	231	226	4
	Math	73	216		
	Science	73	233		
	Social Studies	73	231		
Black or African American	ELA	41	193	180	3
	Math	41	142		
	Science	41	205		
	Social Studies	41	210		
Hispanic or Latino	ELA	31	186	191	3
	Math	31	169		
	Science	31	221		
	Social Studies	31	210		
Multiracial	ELA	20	193	195	3
	Math	20	163		
	Science	20	233		
	Social Studies	20	223		
White	ELA	640	213	212	4
	Math	640	191		
	Science	640	235		
	Social Studies	640	229		
English Language Learners	ELA	12	75	94	2
	Math	12	96		
	Science	12	117		
	Social Studies	12	96		

Subgroup	Subject	Cohort	Index	Combined Index	Level
Students with Disabilities	ELA	75	111	131	3
	Math	75	104		
	Science	75	187		
	Social Studies	75	163		
Economically Disadvantaged	ELA	126	171	173	3
	Math	126	140		
	Science	126	211		
	Social Studies	126	201		

## SECONDARY GRADUATION RATE

Subgroup	Cohort	Baseline	Number In Cohort	Grad Rate	District MIP	State MIP	Long-Term Goal	Exceed Long-Term Goal	Met SH Target	Met AG Target	End Goal	Level By Cohort	Level By Subgroup
All Students	4-Year	93.3%	824	92.4%	93.5%	82.8%	85%	90%	–	–	95%	4	4
	5-Year	93.5%	762	92.7%	93.7%	85%	86.8%	91.4%	–	–	96%	4	
	6-Year	93.9%	818	93.8%	94.1%	85.1%	87.3%	92.2%	–	–	97%	4	
American Indian or Alaska Native	4-Year	–	6	–	–	–	–	–	–	–	–	–	–
	5-Year	–	6	–	–	–	–	–	–	–	–	–	
	6-Year	–	2	–	–	–	–	–	–	–	–	–	
Asian or Native Hawaiian/Other Pacific Islander	4-Year	98.1%	59	93.2%	95%	88.3%	89.5%	92.3%	–	–	95%	4	4
	5-Year	97%	49	93.9%	96%	90.2%	91%	93.5%	–	–	96%	4	
	6-Year	100%	52	100%	97%	89.7%	91.1%	94.1%	–	–	97%	4	
Black or African American	4-Year	88.6%	40	82.5%	89.2%	73.3%	77.3%	86.2%	–	–	95%	3	3
	5-Year	88.2%	48	85.4%	88.8%	76.7%	80.3%	88.2%	–	–	96%	3	
	6-Year	90.5%	44	88.6%	91.1%	76.9%	80.3%	88.7%	–	–	97%	3	
Hispanic or Latino	4-Year	82.1%	55	78.2%	83.1%	73.2%	76.8%	85.9%	–	–	95%	3	3
	5-Year	92.7%	35	88.6%	92.9%	75.7%	79.1%	87.6%	–	–	96%	4	
	6-Year	93.3%	39	82.1%	93.5%	76.1%	79.7%	88.4%	–	–	97%	3	
Multiracial	4-Year	73.9%	24	79.2%	75.5%	83.7%	85.7%	90.4%	–	Y	95%	3	3
	5-Year	100%	28	82.1%	96%	85%	86.8%	91.4%	N	–	96%	1	
	6-Year	81.3%	23	95.7%	82.5%	83.3%	85.7%	91.4%	–	–	97%	4	
White	4-Year	94.3%	682	93.8%	94.3%	90.2%	91%	93%	–	–	95%	4	3
	5-Year	93.4%	636	93.4%	93.6%	91.5%	92.3%	94.2%	–	–	96%	3	
	6-Year	94.1%	687	94.2%	94.3%	91.2%	92.4%	94.7%	–	–	97%	3	
English Language Learners	4-Year	–	12	–	–	–	–	–	–	–	–	–	–
	5-Year	–	4	–	–	–	–	–	–	–	–	–	
	6-Year	–	3	–	–	–	–	–	–	–	–	–	
Students with Disabilities	4-Year	63.3%	81	59.3%	65.9%	59.7%	66.1%	80.6%	N	–	95%	1	2
	5-Year	60.7%	83	67.5%	63.5%	63%	69%	82.5%	–	–	96%	3	
	6-Year	68.8%	79	63.3%	71%	61.4%	67.8%	82.4%	–	Y	97%	3	
Economically Disadvantaged	4-Year	77.3%	125	76%	78.7%	76.9%	79.9%	87.5%	N	–	95%	1	1
	5-Year	77%	102	74.5%	78.6%	80.4%	83%	89.5%	N	–	96%	1	
	6-Year	79.3%	111	76.6%	80.7%	80.7%	83.5%	90.3%	N	–	97%	1	

**SECONDARY COMPOSITE PERFORMANCE & GRADUATION RATE COMBINED**

Subgroup	Level
All Students	4
Asian or Native Hawaiian/Other Pacific Islander	4
Black or African American	3
Hispanic or Latino	3
Multiracial	3
White	4
English Language Learners	2
Students with Disabilities	3
Economically Disadvantaged	2

**SECONDARY ELP**

Subgroup	Number Of ELLs	Benchmark	Progress Rate	Success Ratio	Level
All Students	36	44%	76%	1.7	4
American Indian or Alaska Native	0	—	—	—	—
Asian or Native Hawaiian/Other Pacific Islander	11	—	—	—	—
Black or African American	0	—	—	—	—
Hispanic or Latino	6	—	—	—	—
Multiracial	0	—	—	—	—
White	3	—	—	—	—
English Language Learners	36	44%	76%	1.7	4
Students with Disabilities	1	—	—	—	—
Economically Disadvantaged	13	—	—	—	—

## SECONDARY PROGRESS

Subgroup	Subject	Baseline	Cohort	Index	District MIP	State MIP	Long-Term Goal	Exceed Long-Term Goal	Met SH Target	Met AG Target	End Goal	Level	Average Of Levels
All Students	ELA	220	786	212	215	191	194	204	—	—	215	4	4
	Math	173	786	191	175	151	158	179	—	—	200	4	
American Indian or Alaska Native	ELA	—	3	—	—	—	—	—	—	—	—	—	—
	Math	—	3	—	—	—	—	—	—	—	—	—	
Asian or Native Hawaiian/Other Pacific Islander	ELA	239	73	231	215	209	210	212	—	—	215	4	4
	Math	209	73	216	200	191	193	196	—	—	200	4	
Black or African American	ELA	198	41	193	199	163	170	192	—	—	215	4	4
	Math	119	41	142	125	117	127	164	—	—	200	4	
Hispanic or Latino	ELA	200	31	186	201	166	172	194	—	—	215	3	3
	Math	137	31	169	142	124	134	167	—	—	200	4	
Multiracial	ELA	—	20	—	—	—	—	—	—	—	—	—	—
	Math	—	20	—	—	—	—	—	—	—	—	—	
White	ELA	221	640	213	215	208	209	212	—	—	215	4	4
	Math	175	640	191	177	168	172	186	—	—	200	4	
English Language Learners	ELA	—	12	—	—	—	—	—	—	—	—	—	—
	Math	—	12	—	—	—	—	—	—	—	—	—	
Students with Disabilities	ELA	117	75	111	125	120	133	174	N	—	215	1	2
	Math	87	75	104	96	91	105	153	—	—	200	3	
Economically Disadvantaged	ELA	178	126	171	181	171	177	196	—	N	215	2	3
	Math	126	126	140	132	131	140	170	—	—	200	4	

**SECONDARY CHRONIC ABSENTEEISM**

Subgroup	Baseline	Students Enrolled	Students Chronically Absent	Chronic Absenteeism Rate	District MIP	State MIP	Long-Term Goal	Exceed Long-Term Goal	Met SH Target	Met AG Target	End Goal	Level
All Students	8.6	3,262	257	7.9%	8.4%	22.6%	19.8%	12.4%	–	–	5%	4
American Indian or Alaska Native	–	4	–	–	–	–	–	–	–	–	–	–
Asian or Native Hawaiian/Other Pacific Islander	2.5	317	20	6.3%	2.5%	14%	12.4%	8.7%	–	–	5%	4
Black or African American	9.6	89	8	9%	9.2%	31.5%	27.1%	16.1%	–	–	5%	4
Hispanic or Latino	12.6	179	20	11.2%	12%	31.6%	27.2%	16.1%	–	–	5%	4
Multiracial	18.8	103	7	6.8%	17.6%	23.1%	20.1%	12.6%	–	–	5%	4
White	8.6	2,573	202	7.9%	8.4%	15.6%	14%	9.5%	–	–	5%	4
English Language Learners	18.2	49	15	30.6%	17.7%	33.8%	29%	17%	–	N	5%	2
Students with Disabilities	20.6	387	57	14.7%	19.4%	32.8%	28%	16.5%	–	–	5%	4
Economically Disadvantaged	22	631	118	18.7%	20.6%	30.2%	25.8%	15.4%	–	–	5%	4

**SECONDARY CCCR LEVELS**

Subgroup	Baseline	Index	District MIP	State MIP	Long-Term Goal	Exceed Long-Term Goal	Met SH Target	Met AG Target	End Goal	Level
All Students	155.4	181.3	157	130.2	137.8	156.4	–	–	175	4
American Indian or Alaska Native	–	–	–	–	–	–	–	–	–	–
Asian or Native Hawaiian/Other Pacific Islander	179.6	185.3	175	154.1	157.7	166.4	–	–	175	4
Black or African American	117.7	160	122.3	101.2	114	144.5	–	–	175	4
Hispanic or Latino	128.6	155.7	132.4	104.5	116.5	145.8	–	–	175	4
Multiracial	–	–	–	–	–	–	–	–	–	–
White	157.8	182.9	159.2	149.7	154.1	164.6	–	–	175	4
English Language Learners	–	–	–	–	–	–	–	–	–	–
Students with Disabilities	69.6	115.4	78	76.5	93.5	134.3	–	–	175	4
Economically Disadvantaged	105.4	151.5	111	112.9	123.7	149.4	–	–	175	4



**SECONDARY CCCR COUNTS**

Subgroup	Cohort Count	Annual Biliiteracy	2.0 Weight	1.5 Weight	1.0 Weight	0.5 Weight	0.0 Weight
All Students	812	0	708	4	48	4	48
American Indian or Alaska Native	3	0	—	—	—	—	—
Asian or Native Hawaiian/Other Pacific Islander	75	0	68	0	3	0	4
Black or African American	45	0	33	0	6	0	6
Hispanic or Latino	35	0	25	0	4	1	5
Multiracial	24	0	—	—	—	—	—
White	658	0	578	4	40	3	33
English Language Learners	16	0	—	—	—	—	—
Students with Disabilities	81	0	32	3	23	4	19
Economically Disadvantaged	134	0	89	3	19	3	20

**SECONDARY ELA PARTICIPATION RATE**

Subgroup	Tested 95% In Current Year Or 2 Years Combined	Current Year 12th Grade Enrollment	Current Year Participation Rate	Current Year + Previous Year 12th Grade Enrollment	Current Year + Previous Year Participation Rate
All Students	✓	798	99%	1,583	99.2%
American Indian or Alaska Native	—	1	—	—	—
Asian or Native Hawaiian/Other Pacific Islander	✓	75	98.7%	130	99.2%
Black or African American	—	24	—	—	—
Hispanic or Latino	—	33	—	—	—
Multiracial	—	17	—	—	—
White	✓	648	99.1%	1,309	99.2%
English Language Learners	—	8	—	—	—
Students with Disabilities	✗	72	90.3%	128	92.2%
Economically Disadvantaged	✓	126	96%	232	97.4%

## SECONDARY MATHEMATICS PARTICIPATION RATE

Subgroup	Tested 95% In Current Year Or 2 Years Combined	Current Year 12th Grade Enrollment	Current Year Participation Rate	Current Year + Previous Year 12th Grade Enrollment	Current Year + Previous Year Participation Rate
All Students	✓	798	99.1%	1,583	99.4%
American Indian or Alaska Native	—	1	—	—	—
Asian or Native Hawaiian/Other Pacific Islander	✓	75	97.3%	130	98.5%
Black or African American	—	24	—	—	—
Hispanic or Latino	—	33	—	—	—
Multiracial	—	17	—	—	—
White	✓	648	99.4%	1,309	99.5%
English Language Learners	—	8	—	—	—
Students with Disabilities	✗	72	91.7%	128	93%
Economically Disadvantaged	✓	126	97.6%	232	98.3%

© COPYRIGHT NEW YORK STATE EDUCATION DEPARTMENT, ALL RIGHTS RESERVED.

THIS DOCUMENT WAS CREATED ON: MAY 19, 2020, 12:09 PM EST

## SHENENDEHOWA CSD - NEW YORK STATE REPORT CARD [2018 - 19]

The New York State Report Card is an important part of the Board of Regents' effort to create educational equity and raise learning standards for all students. Knowledge gained from the report card on a school's or district's strengths and weaknesses can be used to improve instruction and services to students. The report card provides information to the public on school/district staff, students, and measures of school and district performance as required by the Every Student Succeeds Act (ESSA). Fundamentally, ESSA is about creating a set of interlocking strategies to promote educational equity by providing support to districts and schools as they work to ensure that every student succeeds. New York State is committed to ensuring that all students succeed and thrive in school no matter who they are, where they live, where they go to school, or where they come from.

### STAFF QUALIFICATIONS (2018-19)

	INEXPERIENCED TEACHERS		INEXPERIENCED PRINCIPALS		TEACHERS TEACHING OUT OF THEIR SUBJECT/FIELD OF CERTIFICATION	
	#	%	#	%	#	%
THIS DISTRICT	59	8%	0	0%	5	1%
STATEWIDE	32,551	16%	1,378	28%	23,318	11%
STATEWIDE HIGH-POVERTY SCHOOLS	11,966	25%	392	32%	10,750	23%
STATEWIDE LOW-POVERTY SCHOOLS	5,751	9%	262	21%	1,180	2%

## GRADUATION RATE

Subgroup	Total	GRAD RATE		REGENTS WITH ADVANCED DESIGNATION		REGENTS DIPLOMA		LOCAL DIPLOMA		NON DIPLOMA CRED		STILL ENROLLED		GED TRANSFER		DROPOUT	
		#	%	#	%	#	%	#	%	#	%	#	%	#	%	#	%
All Students	812	767	94%	570	70%	174	21%	23	3%	7	1%	25	3%	0	0%	13	2%
Female	387	373	96%	292	75%	71	18%	10	3%	1	0%	9	2%	0	0%	4	1%
Male	425	394	93%	278	65%	103	24%	13	3%	6	1%	16	4%	0	0%	9	2%
Multiracial	—	—	—	—	—	—	—	—	—	—	—	—	—	—	—	—	—
American Indian or Alaska Native	—	—	—	—	—	—	—	—	—	—	—	—	—	—	—	—	—
Asian or Native Hawaiian/Other Pacific Islander	75	71	95%	63	84%	7	9%	1	1%	0	0%	4	5%	0	0%	0	0%
White	658	626	95%	470	71%	137	21%	19	3%	6	1%	17	3%	0	0%	9	1%
Black or African American	27	24	89%	12	44%	12	44%	0	0%	0	0%	1	4%	0	0%	2	7%
Hispanic or Latino	35	31	89%	17	49%	11	31%	3	9%	1	3%	1	3%	0	0%	2	6%
General-Education Students	733	711	97%	563	77%	140	19%	8	1%	0	0%	14	2%	0	0%	8	1%
Students with Disabilities	79	56	71%	7	9%	34	43%	15	19%	7	9%	11	14%	0	0%	5	6%
Non-English Language Learners	807	764	95%	570	71%	172	21%	22	3%	7	1%	23	3%	0	0%	13	2%
English Language Learners	5	3	60%	0	0%	2	40%	1	20%	0	0%	2	40%	0	0%	0	0%
Not Economically Disadvantaged	678	654	96%	521	77%	121	18%	12	2%	1	0%	17	3%	0	0%	6	1%
Economically Disadvantaged	134	113	84%	49	37%	53	40%	11	8%	6	4%	8	6%	0	0%	7	5%
Not Migrant	—	—	—	—	—	—	—	—	—	—	—	—	—	—	—	—	—
Migrant	—	—	—	—	—	—	—	—	—	—	—	—	—	—	—	—	—
Parents not in Armed Forces	—	—	—	—	—	—	—	—	—	—	—	—	—	—	—	—	—
Parents in Armed Forces	—	—	—	—	—	—	—	—	—	—	—	—	—	—	—	—	—
Not Homeless	—	—	—	—	—	—	—	—	—	—	—	—	—	—	—	—	—

Subgroup	Total	GRAD RATE		REGENTS WITH ADVANCED DESIGNATION		REGENTS DIPLOMA		LOCAL DIPLOMA		NON DIPLOMA CRED		STILL ENROLLED		GED TRANSFER		DROPOUT	
		#	%	#	%	#	%	#	%	#	%	#	%	#	%	#	%
Homeless	-	-	-	-	-	-	-	-	-	-	-	-	-	-	-	-	-
Not in Foster Care	-	-	-	-	-	-	-	-	-	-	-	-	-	-	-	-	-
Foster Care	-	-	-	-	-	-	-	-	-	-	-	-	-	-	-	-	-

© COPYRIGHT NEW YORK STATE EDUCATION DEPARTMENT, ALL RIGHTS RESERVED.

THIS DOCUMENT WAS CREATED ON: MAY 19, 2020, 12:12 PM EST